



Key systems

Product and application reference guide



Innovation at its core

From the sleek beauty of the L Series to the beyond-Grade-1 performance of ND locksets, count on Schlage® for mechanical, electrified and electronic lock solutions. And at the center of them all, are key systems as innovative and diverse as the locks they support.

Schlage's layered security approach to key systems let's you combine standard open security with restricted solutions and those that meet your highest security needs under one keyway design. It's innovative thinking that is flexible and upgradeable to fit your security needs well into the future.



Schlage® delivers

Look to Schlage for a wide range of products that deliver security, efficiency and convenience. From mechanical locks and keys to electronic locks, readers and credentials, our products ensure you can build the best solution for your facility and the people within it.



Schlage layered security

How does a key system fit into my building?

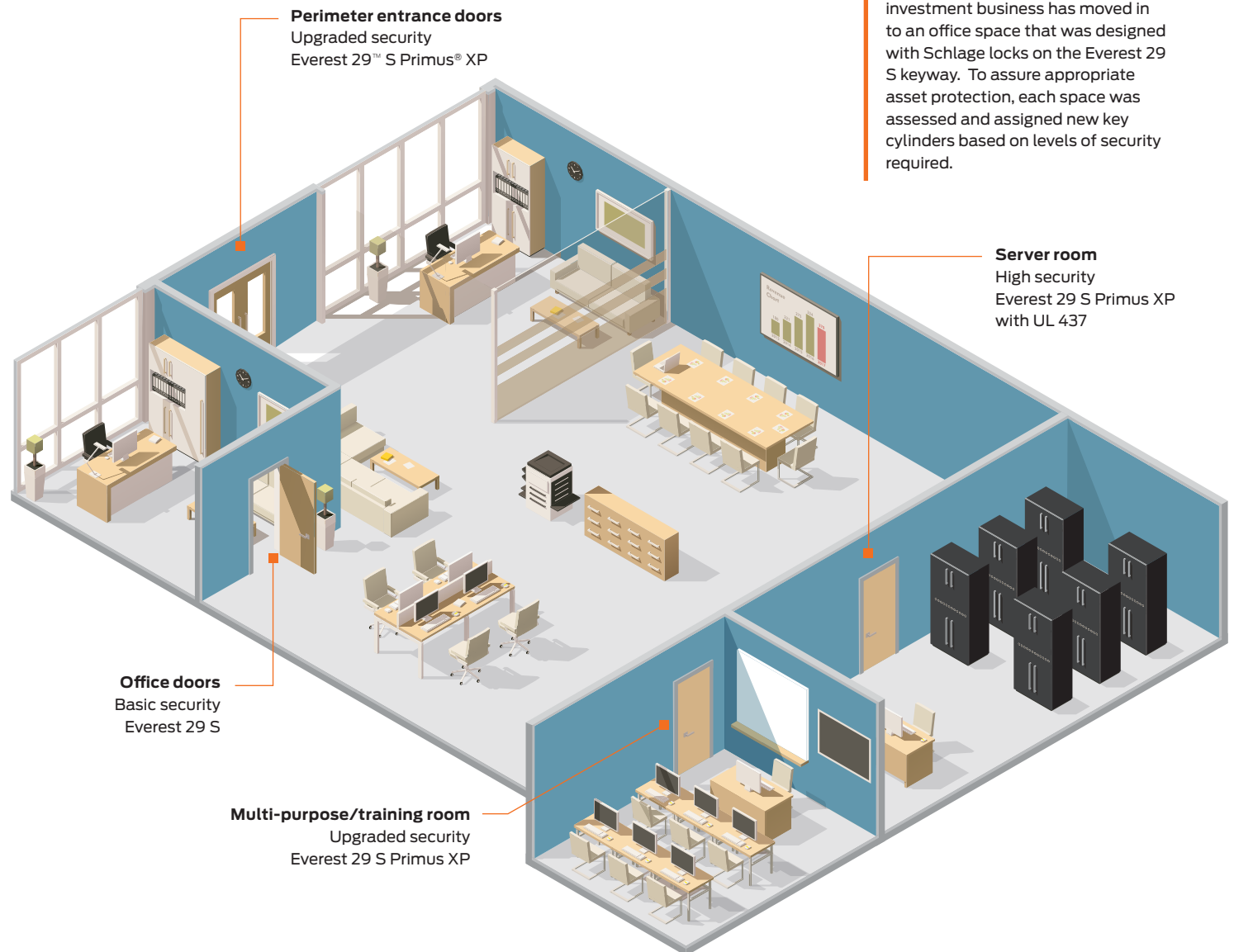
Schlage key systems provide patented, restricted, and high security solutions to help protect human safety and the valuable assets of your business. These innovative key systems are designed for flexibility and value. They allow application of open keyways alongside restricted options to appropriately address security levels

on each individual doorway yet working within a single keyway system for maintenance ease and control.

You get the right levels of security where it counts in a facility-wide solution designed to accommodate your budget.

Scenario 1

An independent, personal financial investment business has moved in to an office space that was designed with Schlage locks on the Everest 29 S keyway. To assure appropriate asset protection, each space was assessed and assigned new key cylinders based on levels of security required.



Schlage layered security

Use Schlage layered security to your advantage

There are two ways to look at keyway security. The first, administrative security, is about key control. It relates to the barriers you put in place to prevent unwanted duplication. The second, physical security, is based on design features that determine the cylinder's resistance to bypass through picking, bumping or drilling.

Utilizing Schlage's layered security approach, you can apply different cylinder types and levels of administrative control on a door by door basis throughout a facility under a single keyway. You gain budget savings where risks are low, appropriate high-security solutions where needed, and maintenance simplicity.



Interact with the key system chart at <https://us.allegion.com/keysystems>

Administrative Security		Schlage Everest 29™				
Primus® XP geographically exclusive side bit milling options	Schlage Classic	End user exclusive nationwide	4N		9N	
		End user exclusive within time zone/country	4Z		9Z	
		End user exclusive within zip code	3G	9G		
		End user controlled; non-exclusive	3U	9U		
		Dealer exclusive within time zone/country	2	8		
		Dealer exclusive within zip code	1+	7		
		Authorized dealer only; non-exclusive	1			
		End user controlled; non-exclusive				
		Authorized dealer only				
		No authorization				
		OPEN Schlage Classic FSIC and Conventional				
		• Duplicate anywhere				
		OPEN Schlage Everest 29 S FSIC and Conventional				
		• Patented design				
		• Check pin in cylinder				
		RESTRICTED Schlage Everest 29 R ¹ SFIC, FSIC ² and Conventional ²				
		Schlage Everest 29 T FSIC and Conventional				
		• Requires letter of authorization				
		• Patented design				
		• Check pin in cylinder				
		Primus XP RESTRICTED Schlage Classic FSIC and Conventional				
		• 5 levels of side bit milling exclusivity				
		• Patent protection to 2024				
		• Independent sidebar and finger pin locking mechanisms				
		Primus XP RESTRICTED Schlage Everest 29 R FSIC ² and Conventional ²				
		Schlage Everest 29 S FSIC and Conventional				
		Schlage Everest 29 T FSIC and Conventional				
		• 5 levels of side bit milling exclusivity				
		• Patent protection to 2029				
		• Independent sidebar and finger pin locking mechanisms				
		UL 437 Option UL listed security improvements available with Primus XP				
		• Hardened steel drill pins				
		• Proven pick and drill resistant				
		• Withstands extreme physical attack				

Physical Security

COMPARABLE ELECTRONIC SECURITY - Ensure your credential is as secure as your keyway

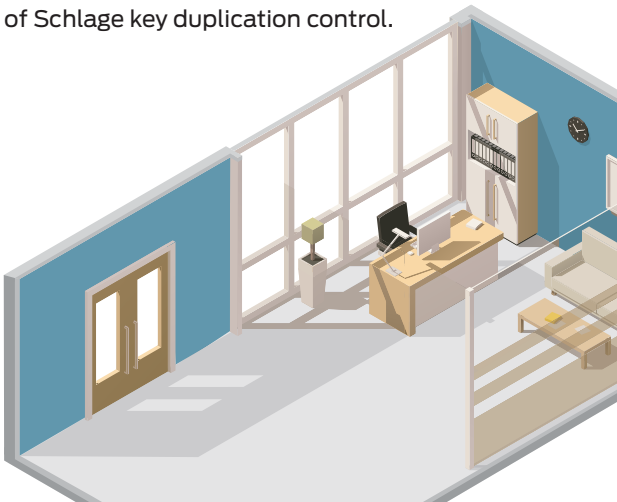
<p>Proximity credentials</p> <ul style="list-style-type: none"> • Easily duplicated 	<p>MIFARE Classic® smart credentials</p> <ul style="list-style-type: none"> • Secure encrypted data and communications • Difficult to duplicate 	<p>MIFARE Plus® and MIFARE® DESFire® EV1 smart credentials</p> <ul style="list-style-type: none"> • Advanced data encryption makes duplication nearly impossible • Most secure credentials available from Schlage
--	---	---

1. Limited dealer controlled programs available.
2. FSIC and Conventional in the form of SL cylinders that accept an SFIC key.

Perimeter entrance doors

Layer 2: Upgraded security
Everest 29 S Primus XP

Even when perimeter entrances have electronic access in place, those added protections can still be bypassed at the lock cylinder. The Primus XP cylinder mechanism improves physical security and offers the best levels of Schlage key duplication control.



Office doors

Layer 1: Basic security
Everest 29 S

For low risk entries, use of an open keyway can offer greater convenience and management ease. Everest 29 S keys can be duplicated through any Schlage authorized locksmith.



Multi-purpose/training room

Layer 2: Upgraded security
Everest 29 S Primus XP

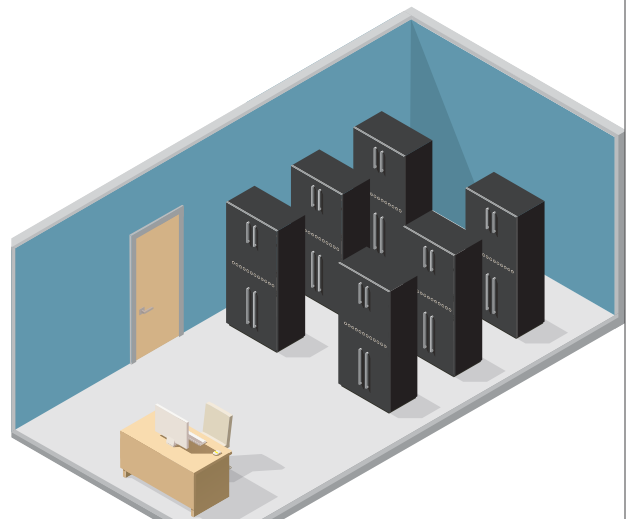
These types of rooms tend to host a wide range of users and contain high value technology assets. Everest 29 S is an open keyway so choosing the Primus XP version makes the key opening this door restricted for improved control over key duplication.



Server room

Layer 3: High security
Everest 29 S Primus XP with UL 437

Protection of client digital information is critical to this business. The UL 437 option added to a cylinder with Primus XP further improves physical security to the highest industry standard level.



Schlage layered security

Where to begin

As you begin to define your security needs, there are three important points to consider early on. Your answers to these first few questions will likely influence the balance of choices you make.

- 1. Choose the right levels of security:** The level of security needed on your most sensitive or at risk openings will largely define how you approach other areas.
- 2. Determine the right cylinder format:** Choice of cylinder is based either on existing locksets or budget considerations when purchasing new and determines what keyway options are available.
- 3. Ensure key system and credential security continuity:** Whether or not you have, or intend to have, electronic access control in your facility may also influence your choices.

1. Choose the right levels of security

There are many levels of keyway security. How you choose to apply them in your facility depends on how strictly you need to administer key control and the degree of concern you have around physical security bypass or forced intrusion.

Begin with highest risk openings. This sets the bar for how you approach the rest of the facility. Ultimately you will assess all openings individually for the level of security needed and number of people given access.

Primus® XP

Most facilities are in need of higher levels of key control on at least a few openings. Large businesses with high risk assets will want to apply the greatest precautions and may opt for end user controlled Primus® XP keyways that can be made for their exclusive use on a national or regional basis. Mid-size and smaller facilities can gain the same benefits of key control on a more local level by engaging a locksmith who offers dealer exclusive Schlage Primus XP keyways.

By incorporating Primus cylinders into your security plan, you gain better administrative control and the option to add UL 437 Primus cylinders. With UL 437 you also gain Schlage's highest levels of physical security in the cylinder.

Upgrading an existing key system

Bear in mind that many previously installed Schlage key systems can be seamlessly upgraded to include Primus XP. Schlage Everest® key systems can also be upgraded to Everest 29™ providing new patent protections on the keyway.

Scenario 2

A regional hospital chain carries a costly inventory of pharmaceuticals at every facility. Other rooms also have high security needs. These may include patient record rooms, isolation rooms, and even janitorial closets containing harsh chemicals that can pose a liability risk for the hospital. Where highest security is essential, the optimum choice should provide design exclusivity, duplication prevention, and a cylinder that deters break in.

Security	Key system solution
High security	Drug storage and patient record rooms: Patented Everest 29 T Primus XP key system with the UL 437 option purchased under a level 9G exclusivity agreement.
Upgraded security	Isolation rooms and janitorial closets: The same patented Everest 29 T Primus XP key system but without the UL 437 option
Enhanced security	Patient and doctor rooms: restricted Everest 29 T

Schlage layered security

2. Choose the right cylinder format

Whether your project involves new construction or an upgrade to an existing key system, Schlage offers a wide range of cylinder options. In new construction or where lock hardware is being replaced, be sure to consider the impact of long term maintenance. For retrofit, consult with your supplier or Schlage expert to determine how to best upgrade your facility.

Conventional cylinders




Full-size conventional cylinders

Designed specifically for Schlage products, these cylinders are best suited to environments where you have tight key control and little need to periodically rekey. A conventional cylinder commonly requires some disassembly of the lock for removal and replacement.


Interchangeable core cylinders

Interchangeable cores allow cylinder rekey or replacement without disassembly of the lock. They are ideal for larger campuses or facilities with high rates of occupant turnover.



Small format interchangeable core (SFIC)

Based on an industry standard plug diameter, small format cores are interchangeable in most manufacturers' SFIC compatible products including Schlage, Falcon® and Best® locks. They offer a higher degree of rekeying options without replacing lock hardware.



Full size interchangeable core (FSIC)

Full size cores are specific to the lock manufacturer design. They offer more flexibility when it comes to rekeying due to the speed and ease of cylinder replacement but also because they are offered in a wide range of Schlage keyways.

SL cylinders in Conventional and FSIC formats

SL cylinders are uniquely designed to accept the same Schlage A2 key system used in SFIC cylinders. This enables one key system to span three unique cylinder formats: Conventional, FSIC, and SFIC. Where a campus may have both SFIC and Schlage Conventional and/or FSIC cylinder locks in place, a single Everest 29R family keyway can be applied. And, as a 7-pin cylinder, SL offers significantly more keying combinations than 5- or 6-pin cylinders.

3. Ensure key system and credential security continuity


In buildings where electronic access control is used, true security can only be effective if your key system plan accounts for doors where credential use is present. Most often credential access exists on common area doors and perimeter entrances where limited key distribution is desired. Many facilities also have high security areas where credential use is beneficial.

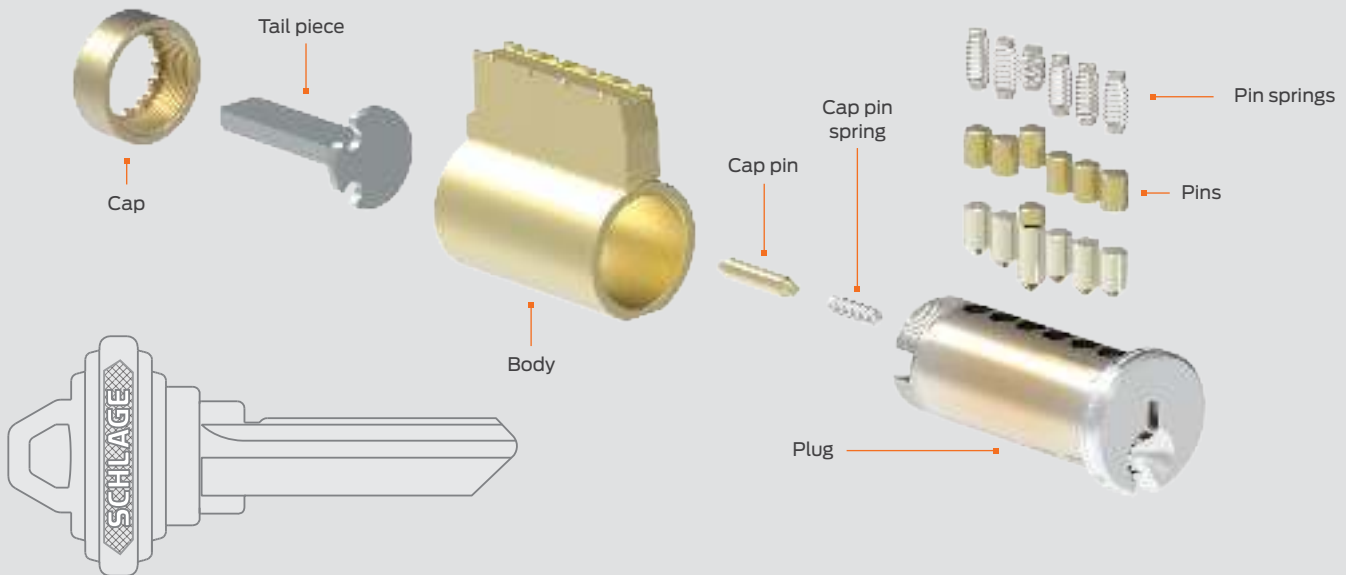
The choice of credential should reflect the highest level of key system security in the building. Credentials are like keys in that they come with varying degrees of duplication control. Any facility employing high security where both keys and credentials are in use, must ensure cohesive application of both.

Scenario 3

In the regional hospital chain previously described, electronic access solutions with credentials are also employed to enable monitoring of the use of certain rooms. These include all the high security doors.

Security	Credential solution
High security	Drug storage and patient record rooms: MIFARE® DESFireEV1 smart credential use ensures duplication risk is eliminated and user access of the rooms can be monitored and tracked over time.





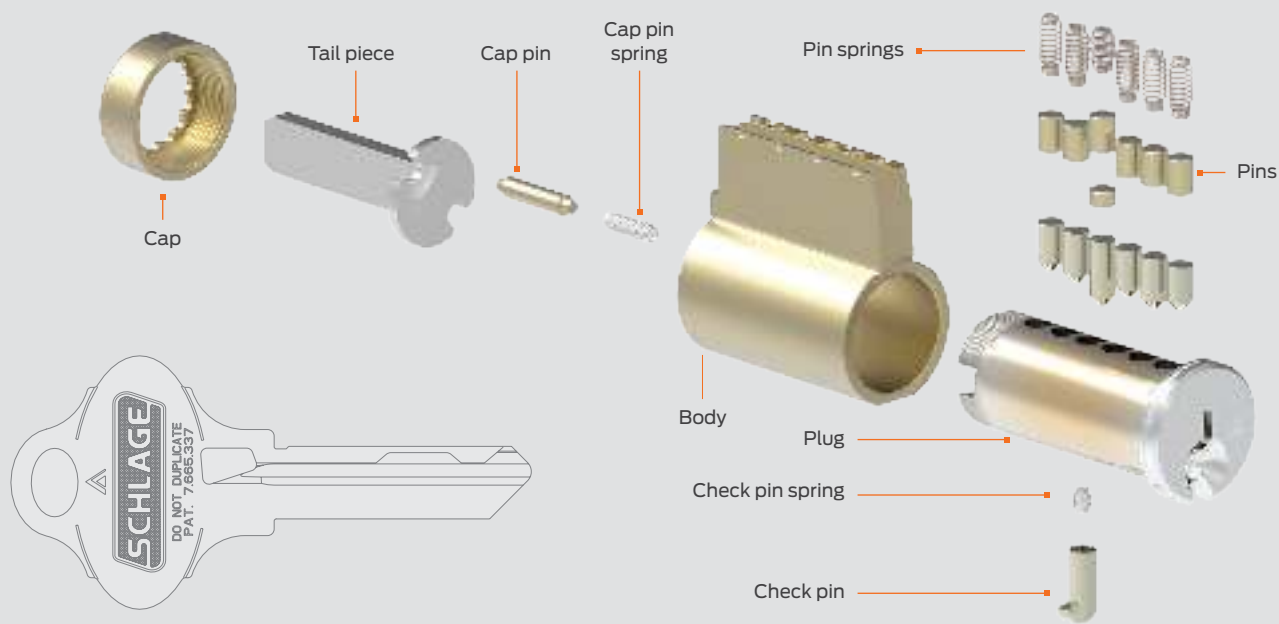
Schlage Classic keyway

Schlage Classic keyways in the Obverse family provide basic physical security with no restrictions on key duplication. They are best applied as a cost-effective solution on interior doors where asset protection needs and break-in risks are low. They can also be easily upgraded or mixed with Primus XP to gain administrative security control and high security enhancements on the cylinder.

Features and benefits

Schlage Classic keyways can be used as a light commercial solution in small to medium sized facilities where ease of duplication and readily available local servicing is desired. Keys can be duplicated at most retail key cutting services without restriction. When desired, facility security can be improved by upgrading perimeter and other primary or high security areas to restricted Classic Primus XP keyways.

- Classic Obverse keyways do not require any ordering formalities
- The Obverse keyway family includes C keyway (standard) and 6 additional options
- Compatible to Schlage Classic Primus XP
- Additional drill resistance features available with UL437 option on Classic Primus XP cylinders
- Available in conventional (key-in-lever) and FSIC formats
- Cylinders available to fit an extensive list of competitor's locks
- Master keying available for all levels
- Available in 5- or 6-pin lengths
- Key duplication on standard (basic) key cutting equipment
- Legacy keyway cylinders and keys, restricted Quad, Numbered and Reverse, continue to be available to order (see current terms and conditions for additional order requirements)



Everest 29 keyways

The essential building blocks of a well protected Schlage key system begin with Everest 29 keyways. These keyway families offer the greatest levels of versatility as part of layered security plan and the greatest compatibility to existing Schlage and competitive locksets.

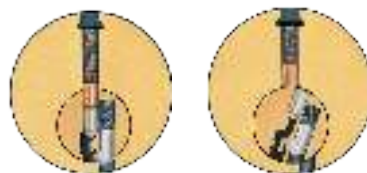
Patent protection to 2029

Everest 29 key systems protect against unauthorized duplication two ways. First, key blanks are tightly controlled by Schlage to ensure access for only authorized dealers. Secondly, patent protection deters duplication of the design—an offense subject to federal law. They are available as both open and restricted keyways to give you the level of security you need for every application.

Benefits

- Key: through-cut technology enables a unique undercut key design; 20% increase in thickness for greater strength
- Cylinder: unique check pin interaction improves physical security of the lock

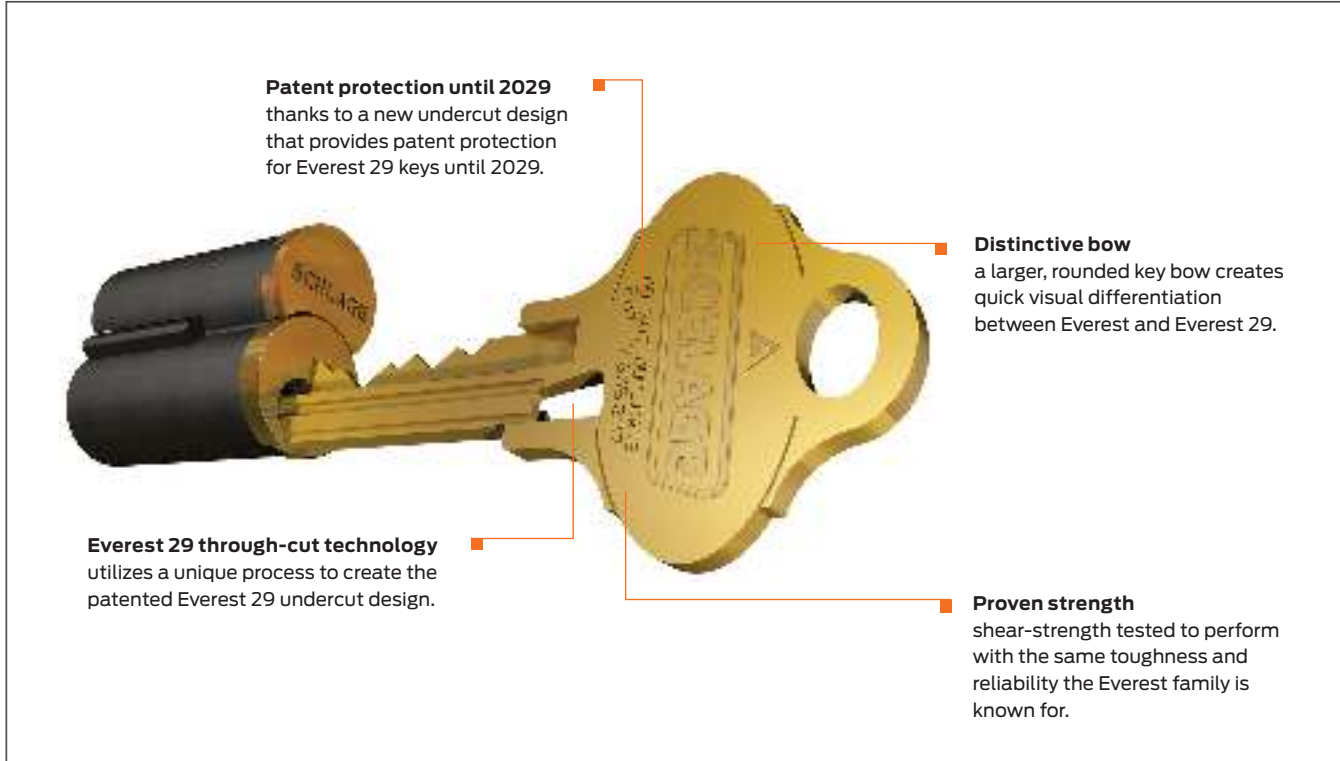
Everest 29 keys work by lifting the check pin when the key is inserted into the cylinder allowing the key to turn and the lock to rotate open. This patented interaction ensures the integrity of the system at every opening.



Undercut keyway profile is patented

When check pin is lifted, cylinder is free to rotate

Everest 29 keyways



Best practices: Everest 29

Everest 29 is designed with both new construction and retrofit in mind. For new construction, you have the opportunity to define a full spectrum of layered security utilizing Everest 29, and Everest 29 Primus XP with and without the UL 437 option (see page 6). For retrofit applications, Everest 29 is made to be integrated into many existing systems.

- Available formats: Conventional and FSIC (S and T families); Conventional SL and SFIC (R family)
- Backward compatible to Everest keyways
- Cylinders available to fit an extensive list of competitor's locks
- Multiple key sections

Upgrade legacy Everest systems

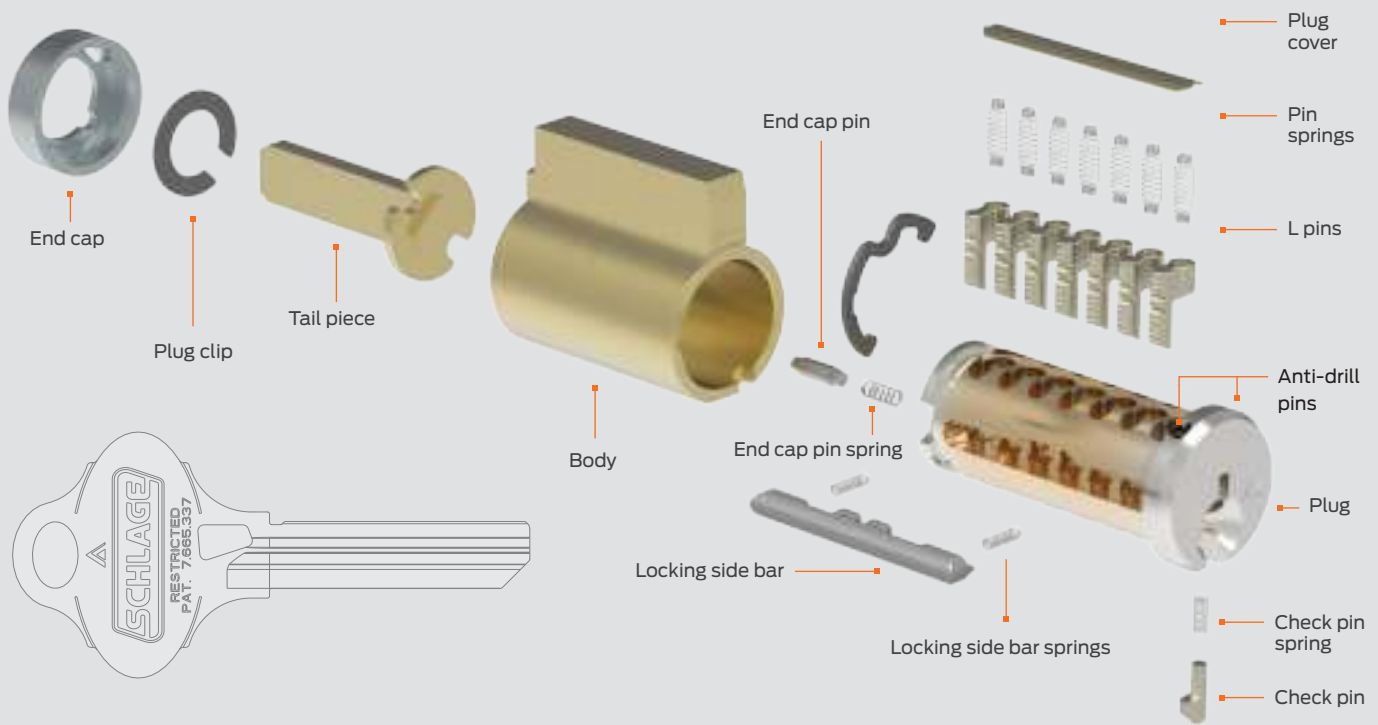
Everest 29 families are each backward compatible to specific Everest B, C and D keyway families making migration of an existing key system less complex. You can selectively upgrade cylinders in your facility to regain patent protection. In both Everest and Everest 29 cylinders, Primus XP upgrades can be applied where security is most critical.

Note: Everest 29 keys will work in an existing Everest keyway, but legacy Everest keys will not work in a new Everest 29 keyway.

Compatibility

Legacy Everest ¹	Patent protected Everest 29	
B	R	<ul style="list-style-type: none"> ▪ SFIC ▪ Restricted keyway ▪ Letter of authorization required
C	S ²	<ul style="list-style-type: none"> ▪ FSIC and conventional ▪ Open keyway ▪ Duplication through authorized dealers only
D	T	<ul style="list-style-type: none"> ▪ FSIC and conventional ▪ Restricted keyway ▪ Letter of authorization required

¹ Legacy Everest keyways are still available to order
² Everest 29 S123 is the default for Schlage commercial locks.
 Everest 29 S145 is the default keyway for new master key systems.



The SL advantage

The exclusive SL cylinder creates an opportunity to unify separate key systems into one restricted, A2 key system upgradeable to Primus XP security. Offered in both Conventional and Full Size Interchangeable Core (FSIC) formats, the SL cylinder utilizes the same Everest 29 R keyway family as Schlage Small Format IC cylinders.

Patented SL

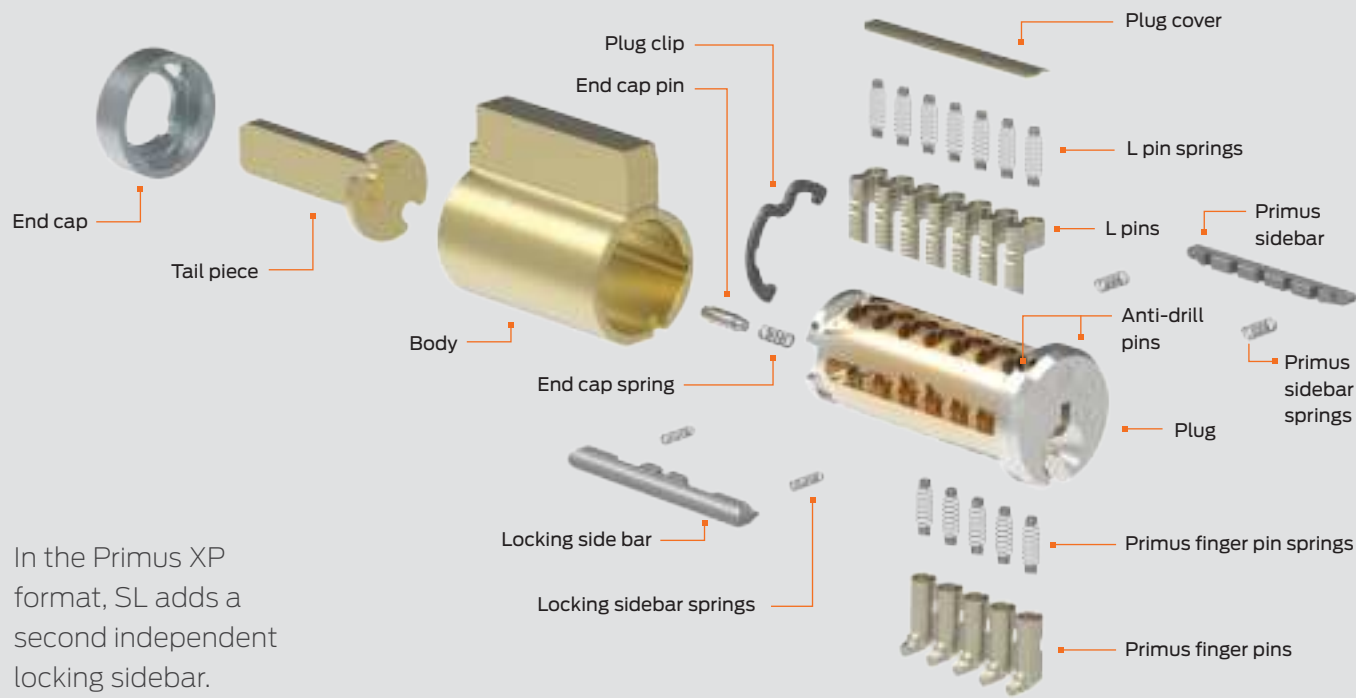
A unique L-pin design allows SL cylinders to accept the 7-pin length common to SFIC cylinders. Security features include the check pin standard in Everest 29 cylinders plus an added independent locking sidebar. In its Primus XP form, SL is the only Schlage cylinder to utilize two sidebar mechanisms making it nearly impossible to bypass.

Using SL cylinders, one key system can span three distinct formats: Conventional, FSIC and SFIC. It is a cost effective solution for unifying a large campus key system. Simply replace cylinders rather than locks. You gain a more secure and manageable system in a 7-pin design that allows you the highest number of Schlage key combinations possible.

Benefits

- Allows Everest 29 R and Everest B keyway families to be compatible to all three cylinder formats
- As a 7-pin cylinder, SL offers the greatest number of Schlage keying combinations
- It creates a path to a unified, restricted key system without having to replace locks
- Enables Primus XP exclusivity and physical security features to be introduced into an SFIC-based facility





In the Primus XP format, SL adds a second independent locking sidebar.

Upgradeable to Primus XP security

Best practices: SL cylinder use

In new construction with Schlage locksets, use SL on large facilities or multi-site campuses to create up to 16,384 unique key combinations per keyway. When retrofitting, SL cylinders in Conventional or FSIC cylinder locksets can be added to an existing SFIC-formatted key system to gain the security and control of the Primus XP geographically restricted key program. Use SL anywhere a campus has a combination of SFIC cylinders and Schlage or other compatible locksets with Conventional or FSIC cylinders to unify the key system.

- Available formats: Conventional and FSIC (Everest 29 R and Everest B families)
- Key duplication on standard (basic) key cutting equipment
- SL cylinders fit all Schlage and Falcon® cylindrical locks
- Conventional SL cylinders fit Schlage modular system for use in mortise and rim applications
- Cylinders available to fit an extensive list of competitor's locks

Upgrade legacy Everest B systems

Everest 29 R keyway is backward compatible to the legacy Everest B keyway family making it possible to upgrade even older SFIC cylinder B keyway systems to Primus XP.

Note: Everest 29 R family keys will work in an existing Everest B keyway, but legacy Everest B keys will not work in a new Everest 29 R keyway.

Compatibility

Legacy Everest' Patent protected Everest 29



- SFIC
- Restricted keyway
- Letter of authorization required

The L pin

The patented SL cylinder has a unique L pin design allowing a single, unified Everest 29 R key system to be applied to both SFIC and Schlage conventional cylinder locks.



Everest 29 specifications

Everest 29 S family – open keyway

Everest 29 keyway families include one open keyway. The S keyway is the standard keyway for all Schlage locksets sold today.



Ideal application

- Commercial use only
- Best suited to applications where the convenience of fast local key duplication is preferred with no ordering formalities

Keys

- 20% thicker key for greater strength
- Patented through-cut design
- Protected against unauthorized manufacture and distribution by U.S. patent 7,665,337 until 2029
- Keys stamped DO NOT DUPLICATE are available as an option

Cylinders/cores

- S123 keyway is provided as the standard keyway on all Schlage locks unless specified otherwise
- S145 keyway is available for master keyed products
- Full size Conventional cylinder
- Full Size Interchangeable Cores (FSIC)
- 6-pin - cannot be interkeyed with any 5- or 7-pin cylinders
- Check pin design on the cylinder improves physical security of the lock

Compatibility

- Everest 29 S family keys are backward compatible with Everest C cylinders, but Everest C keys will not operate an Everest 29 S cylinder.
- Everest 29 S keyways are available in Primus XP high security cylinders at levels 7, 8, and 9.

Establishing a new key system

- No ordering or set up formalities
- S145 is the default keyway for new Schlage master key systems. Additional keyways are used to expand systems which need more than one keyway

Ordering products for existing systems

Locks, cylinders, cores and keys are available through any authorized locksmith dealer or authorized distributor

Key duplication

Everest 29 S family keys can be cut on Pro-Lok's Blue Punch for Schlage (recommended). You can also use rotary cutter key machines to duplicate these keys or cut them by code. Standard Schlage depths and spacing are used, so there are no new settings for code machines.

Pin kits

Cylinders with S family keyways are compatible with all existing Schlage pin kits. Pinning Kit 40-119 is the standard Schlage commercial pin kit.

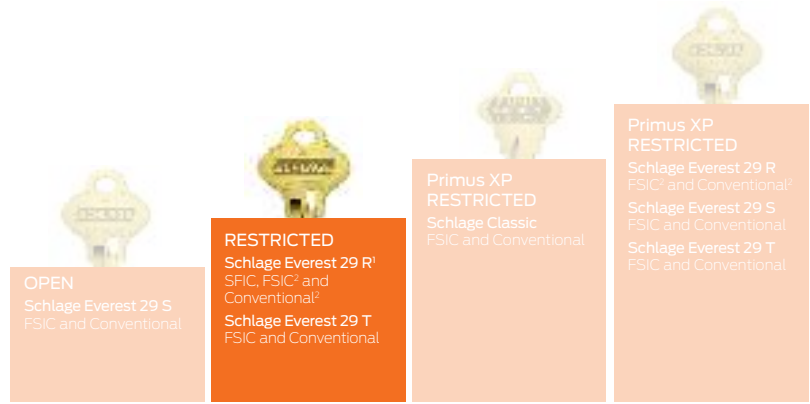
Sales samples

Sales samples of the S123 keyway are available in Conventional or FSIC cylinders. Ask your Schlage sales representative for more information.

Everest 29 specifications

Everest 29 T family – end user restricted keyway

Everest 29 keyways include two restricted keyway families. They are defined by cylinder type and method of key control.



Ideal application

- Large facility applications where key control is most critical and can be properly managed internally
- Key cutting and cylinder servicing can be managed internally or through your trusted local locksmith provider

Keys

- 20% thicker key for greater strength
- Patented through-cut design
- Protected against unauthorized manufacture and distribution by U.S. patent 7,665,337 until 2029
- All keys are stamped DO NOT DUPLICATE

Cylinders/cores

- Full size Conventional cylinder
- Full Size Interchangeable Cores (FSIC)
- 6-pin - cannot be interkeyed with any 5- or 7-pin cylinders
- Check pin design on the cylinder improves physical security of the lock

Compatibility

- Everest 29 T family keys are backward compatible with Everest D cylinders, but Everest D keys will not operate an Everest 29 T cylinder.
- Everest 29 T keyways are available in Primus XP high security cylinders at level 9 only.

Establishing a new key system

- Use of Schlage electronic validation or a letter of authorization on the end user's official stationery establishes the authorized ship-to location(s)
- Ship to locations can be specified as local Schlage authorized locksmith dealers

Ordering products for existing systems

Restricted locks, cylinders, cores and keys on each subsequent order will be drop shipped to the location specified by the end user.

Key duplication

Factory provides key blanks which can be cut on key punch #40-099, or use rotary cutter key machines to duplicate these keys or cut them by code. Standard Schlage depths and spacing are used, so there are no new settings for code machines.

Pin kits

Cylinders with T family keyways are compatible with all existing Schlage pin kits. Pinning Kit 40-119 is the standard Schlage commercial pin kit.

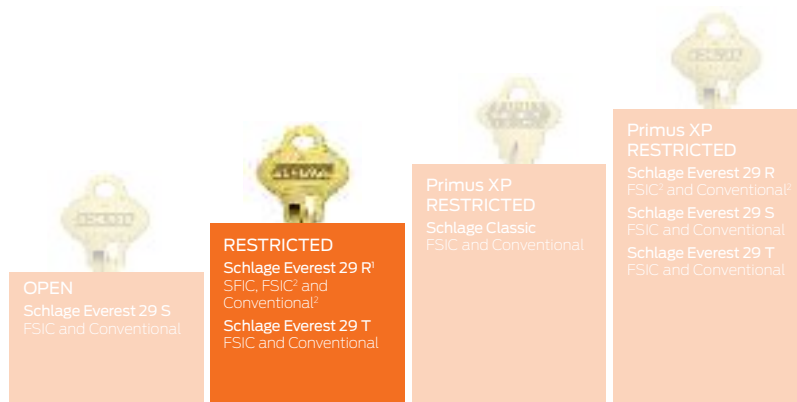
Sales samples

Restricted keyways are not available as sample cylinders; however, the key and mechanism can be evaluated with an Everest 29 S family sample. The only difference is the shape of the keyway.

Everest 29 specifications

Everest 29 R family – end user restricted keyway for SFIC

The Everest 29 R keyway features both end user and dealer controlled options.



Ideal application

Best applied in large facilities with in-house locksmiths to cut keys and combine cores.

Keys

- 20% thicker key for greater strength
- Patented through-cut design
- Protected against unauthorized manufacture and distribution by U.S. patent 7,665,337 until 2029
- All keys are stamped RESTRICTED

Cylinders/cores

- Small Format Interchangeable Cores (SFIC)
- Conventional SL cylinder accepts the Everest 29 R keyways
- 7-pin only
- Check pin design on the cylinder improves physical security of the lock

Compatibility

- Everest 29 R family keys are backward compatible with Everest B cylinders, but Everest B keys will not operate an Everest 29 R cylinder.
- Everest 29 R keyways are available in Primus XP high security conventional SL cylinders at levels 7, 8, and 9.

Establishing a new key system

- Use of Schlage electronic validation or a letter of authorization on the end user's official stationery establishes the authorized ship-to location(s)
- Ship to locations can be specified as local Schlage authorized locksmith dealers

Ordering products for existing systems

Restricted keyway locks, cylinders, cores and keys on each subsequent order will be drop shipped to the location specified by the end user.

Key duplication

R family keys can be cut on a special version of the Blue Punch available through Schlage as 40-071. It is not possible to retrofit any existing Best or Blue Punches to cut B and R family keys. You can also use a rotary cutter key machine to duplicate these keys or cut them by code. The stop is at the shoulder of the key, even though the bittings are read and written tip to bow. This merely requires using new spacing specifications on existing rotary cutter code machines.

Pin kits

All Schlage small format cores are compatible with most brands of A2 system kits. However, Schlage does not recommend using Arrow™ or Kaba Peaks bottom pins in Everest cores. If you do not already have an A2 pin kit, you can purchase Schlage SFIC pin kit 40-129. SL cylinder requires 40-247 pinning kit.

Sales samples

Sales sample cores have the R125 keyway. No key blanks or uncombined cores are available for samples since this is a restricted keyway. Each sample core comes with one operating key and one control key. Please specify sales samples when ordering.

Everest 29 specifications

Everest 29 R234 and R235 keyways – locksmith, contract hardware dealer, and Security Center restricted SFIC keyway option

Everest 29 keyways include two restricted keyway families. They are defined by cylinder type and method of key control.

Ideal application

- R234: Sold exclusively through Schlage Authorized Security Centers for use with national accounts
- R235: Locksmiths who service large facility end users with SFIC cylinders and no on-site facility locksmith

R235: Also available to Schlage contract hardware dealers (dealers) who provide complete key cutting and master keying service to their end users and actively promote and sell SFIC restricted key systems

Keys

- No geographical exclusivity
- Dealer ID number is stamped on all keys for tracking purposes
- Keys will always be drop-shipped to dealer location

Cylinders/cores

- Small Format Interchangeable Cores (SFIC)
- Conventional SL cylinder accepts the Everest 29 R keyways
- 7-pin only
- Check pin design on the cylinder improves physical security of the lock

Compatibility

Everest 29 R family keys are backward compatible with Everest B cylinders, but Everest B keys will not operate an Everest 29 R cylinder.

Establishing a new key system

- R234: \$3,500 (list price) inventory order commitment and signed Everest 29 R234 agreement (For existing R235 dealers inventory order commitment of \$1,000.)

- R235: \$2,500 (list price) inventory order commitment for uncombined cores and key blanks (for existing Primus or Primus XP dealer - \$500 commitment) and signed Everest 29 R235 agreement to maintain the security of key blanks (provided by local Schlage sales manager)
- Participating locksmith, dealer or center (sellers) are assigned an ID number by Schlage which is stamped on all key blanks ordered

Ordering products for existing systems

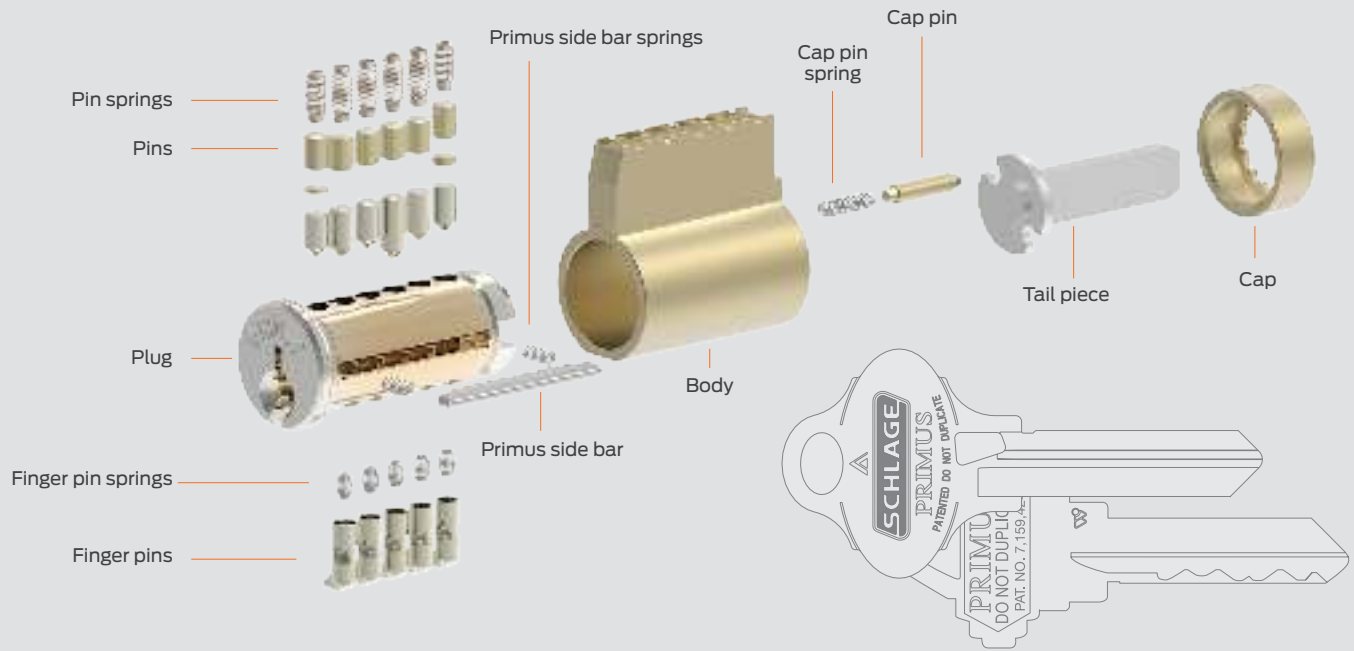
- Provide assigned ID with order
- Blank keys are drop-shipped by Schlage directly to the seller
- Cores can be purchased through participating wholesalers and are furnished uncombined (0-bitted small format cores are not available)
- Factory master keying is available

Key duplication

- Locksmiths, dealers and centers are not permitted to cut keys for any system set up by another seller identified by the ID number on the key
- Keys must be cut by the locksmith, dealer or center – no blanks can be sold to end users or institutional locksmiths
- End users are able to purchase from originating seller only – a sole source relationship
- See detail on facing page for equipment required for key cutting

Pin kits

See detail on facing page for pinning kit information.



Primus XP security

Critical points of entry and highly sensitive areas need extra protection. Here, Schlage cylinders with added Primus XP features can be applied to improve levels of both physical and administrative security. Even Schlage Classic Obverse open keyways gain the same levels of physical security as Everest 29 keyways with Primus XP features added to the cylinder.

Patent protection

The Primus XP cylinder and key design features are patent protected through 2024. Where applied to the Schlage Classic Obverse keyway this provides a layer of protection not available on Classic as an open keyway. If applied to an Everest 29 based key system, the Everest 29 patent protection to 2029 overrides Primus XP patents for many more years of protection against design duplication.

Benefits

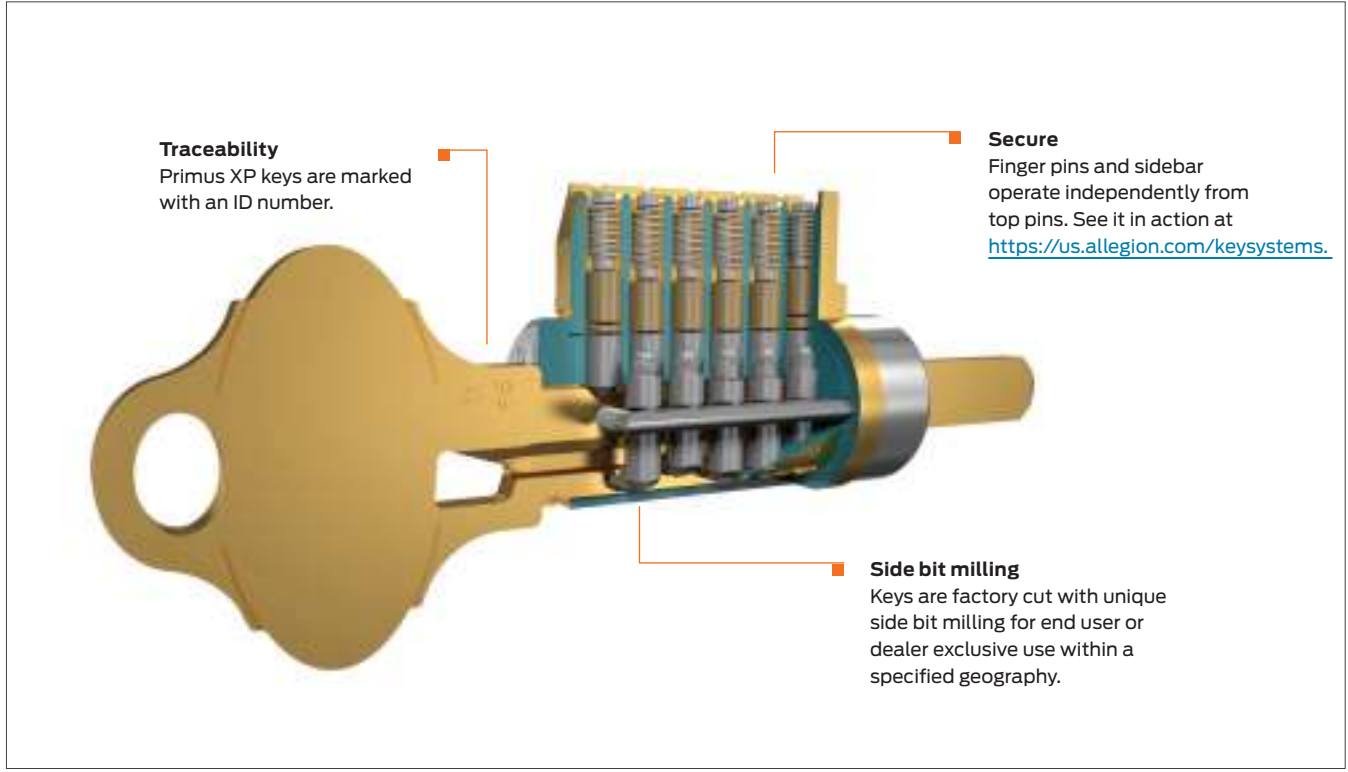
- Key: unique side bit milling designs can be assigned to dealer or end user with various levels of geographic exclusivity
- Cylinder: independent sidebar and finger pin locking mechanisms increase pick and bump resistance

Primus XP keys with patented side bit design engage both top pins and bottom finger pins independently. The lock can only turn when the Primus sidebar fully seats onto the finger pins.



Six standard key cuts. No special key duplication equipment needed; uses Schlage standard pins.

Primus XP security



Best practices

Primus XP helps you achieve the highest levels of key system security. It can be applied anywhere human safety and asset protection is most critical. Examples include perimeter doors on schools, server rooms, financial and HR record rooms, labs, IT, or government facilities. If break-in is a concern, the UL 437 option available only on Primus XP, can help mitigate risk.

- Backward compatible to legacy Everest and Primus keyways
- Fits an extensive list of competitor's locks
- Multiple levels of master key hierarchies available



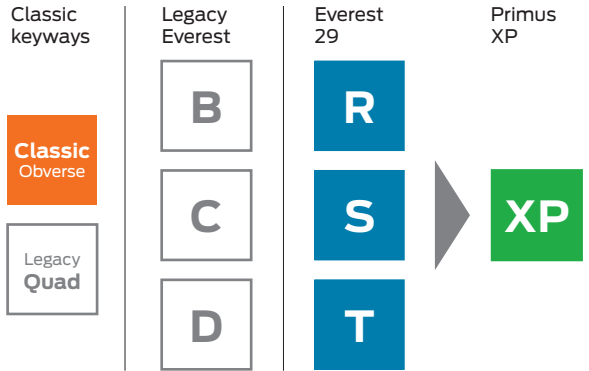
High security

Add UL437 for the highest protection. Optional UL437 listed cylinders feature hardened steel drill pins. They are tested and certified to be pick and drill resistant and can withstand extreme physical attacks.

Upgrade security

Primus XP is compatible with all current and many legacy Schlage keyways. This allows facility upgrades to improve security while keeping the convenience of the existing single key system intact.

Primus XP cylinders can be keyed alike to existing compatible keyway cylinders. Here, the Primus XP key will work in the existing cylinders, however, non-Primus keys cannot operate the Primus XP cylinders.





Primus XP security

The height of security

Among the many Schlage cylinder options, Primus XP products with UL 437 listed physical security improvements let you utilize the highest levels of Schlage key system security. With Primus XP you can control patented side bit milling designs with exclusivity based on geographic area to the level that best suites your security needs.

Levels and exclusivity

The Primus program features multiple levels of security. For both Classic and Everest 29 Primus XP systems, security increases as geographic area gets larger because opportunity diminishes for the uniquely milled key blank to be available from more than one source within the area.

At every level that is 1+ or greater, an appropriate I.D. card and/or signature verification for key duplication is available. All levels utilize patent-protected Primus cylinders and keys to guard against unauthorized duplication. To select the proper level of security, consideration should be given to degree to which key control is needed, the initial commitment, and whether the key system maintenance is by a local locksmith or internally managed.

Primus® XP Levels					Cylinder and key ordering process		
	Classic	Everest 29™	Exclusivity	Commitment	End user	Dealer	Shipping
Dealer controlled	1		None	None	Order through any authorized Schlage dealer	Standard order	To dealer from distributor
	1+	7	Zip code (first 3 digits)	Formal agreement and initial Primus XP inventory order	Order through originating Primus XP dealer only	Dealer to provide Primus XP I.D. and keyway section name or number	To dealer from factory
	2	8	Time zone				
End user controlled	3U	9U	Random (not exclusive)	Initial purchase of 59 or fewer cylinders	Provide signed face sheet with order specifying keyway to any Primus XP authorized dealer	Dealer to provide end user's Primus XP I.D. and keyway section name or number	End user determined
	3G	9G	Zip code (first 2 digits)	Initial purchase of 60 or more cylinders			
	4Z	9Z	Time zone	Initial purchase of 2,000 or more cylinders or alternative fee based arrangement			
	4N	9N	Nationwide	Initial purchase of 4,000 or more cylinders or alternative fee based arrangement			

Classic Primus XP purchasing and distribution exclusivity

The Primus XP keyway provides various levels of geographic exclusivity and requires authorization for duplication, ensuring better key control.

Level 1 Non-exclusive

Highlights:

- No exclusivity for side bit milling – shared by all dealers and distributors
- Dealer can purchase products from any Schlage Primus XP authorized dealer
- End user can purchase from any Primus Level 1 authorized dealer, no sole-source relationship

To set up a new dealer:

Submit a Classic Primus XP Level 1 signed agreement to the distributor

Level 1+ Zip code exclusivity based on first three digits

Highlights:

- Dealer-owned side bit milling exclusivity based on the first three digits of zip code
- Dealer can purchase products from any Schlage Primus XP authorized distributor
- Available to direct and indirect dealers
- Key blanks are not available to end users
- End user must purchase from originating dealer, sole-source relationship

To set up a new dealer:

- Submit Classic Primus XP Level 1+ signed agreement
- For dealers who are new to Primus, submit purchase order of a total of \$7500 (list) to cover both Classic and Everest Primus inventories
- For those who are existing Primus dealers, submit purchase order of a total of \$5000 (list) to cover both Classic and Everest Primus inventories

Re-ordering customers need to:

- Provide dealer ID and Primus sequence number with order
- Primus keys will always be drop-shipped to dealer location

Purchasing and distribution

Level 2 Time zone exclusivity

Highlights:

- Dealer-owned side bit milling exclusivity based on time zone
- Dealer can purchase products from any Schlage Primus XP authorized dealer
- Available for direct and indirect dealers
- Key blanks are not available to end users
- End user must purchase from originating dealer, sole-source relationship

To set up a new dealer:

- Submit Classic Primus XP Level 2 signed agreement
- For dealers who are new to Primus XP, submit purchase order of a total of \$25,000 (list) to cover both Classic and Everest Primus XP inventories
- For existing Primus dealers, submit purchase order of a total of \$15,000 (list) to cover both Classic and Everest Primus inventories

Re-ordering customers need to:

- Provide dealer ID and Primus sequence number with order
- Primus keys will always be drop-shipped to dealer location

Levels 3 and 4 End user exclusive

These levels are for end users who may want to cut their own keys and/or must be able to obtain competitive bids on subsequent additions to their Classic Primus XP key system.

Highlights:

- Side bit milling is assigned to end user, not dealer, based upon commitment level
- End user is not tied to originating dealer, but can purchase from any Schlage Primus authorized dealer
- Key blanks are available for end user only
- Face sheet is required for each subsequent order

To set up a new dealer:

- Submit signed signature sheet
- Submit signed face sheet
- Submit an order with the above two items

Re-ordering customers need to:

- Submit signed face sheet with order
- Specify keyway on order form

Level 3U (universal) – fewer than 60 cylinders

Schlage randomly assigns a side bit milling from a small pool of combinations which may be repeated locally. There are no guarantees of geographical exclusivity.

Level 3G (geographical) – more than 60 cylinders

Schlage assigns an exclusive side bit milling based on the first two digits of the end user's zip code.

Level 4Z (time zone) – minimum of 2,000 cylinders

Inventory of 2,000 cylinders must be maintained over two years or pay a fee. End user buys exclusivity of one side bit milling within his time zone and country.

Level 4N (nationwide) – minimum of 4,000 cylinders

Inventory of 4,000 cylinders must be maintained over two years or pay a fee. End user buys nationwide exclusivity of one side bit milling.

Everest 29 Primus XP purchasing and distribution exclusivity

When you upgrade your key system to Primus XP, you automatically move up to one of our three highest security levels: 7, 8 or 9. These levels offer different methods of distribution and purchasing that are important to understand when choosing a key system that meets your needs for flexibility, security, and ongoing service and maintenance.

Levels 7 and 8 Dealer exclusive

Locksmith/dealer invests in a side bit milling that will be exclusive to him on a zip code- or time zone-based geographic area. Dealers sign an agreement that ensures the integrity of the system and, among other things, prohibits the dealer from cutting other dealers' keys. Each dealer is assigned a unique ID number that is stamped on all keys. They sell product with this side bit milling to their end user customers.

The dealer then issues an ID card to each end user and verifies orders for duplicate keys against the signature panel on the card.

Highlights:

- Dealer-owned side bit milling exclusivity
- End user must purchase from originating dealer, sole-source relationship
- Available to direct and indirect dealers
- Product can be purchased from any Schlage Primus XP authorized wholesale distributor

To set up a new Primus XP account:

- An Everest Primus XP signed agreement must be submitted
- An initial inventory purchase must be made covering both Classic and Everest 29 Primus XP products
- Dealer to provide dealer ID and key section with order
- Primus keys and assembled cylinders will always be drop-shipped direct to dealer from the factory
- Unassembled cylinders and cylinder parts can be purchased through wholesale distributor

Details and purchase order commitments

Level 7 (zip code)

Schlage will assign an exclusive side bit milling based on the first three digits of the locksmith/dealer's primary physical location zip code.

Initial purchase requirement (list price)

- New Primus XP dealers: \$7,500
- Primus dealers upgrading to Primus XP: \$5,000

Level 8 (time zone)

Schlage will assign an exclusive side bit milling based on the dealer's time zone and country.

Initial purchase requirement (list price)

- New Primus XP dealers: \$25,000
- Primus dealers upgrading to Primus XP: \$15,000

Level 9 End user exclusive

This level is for end users who may want to cut their own keys and/or must be able to obtain competitive bids on subsequent additions to their Everest 29 Primus XP key system. Level 9 is subdivided to provide varying degrees of side bit milling exclusivity, depending on the amount of cylinders purchased, and is comparable to Classic Primus XP levels 3 and 4.

Highlights:

- Side bit milling assigned to end user, not dealer, based upon commitment level
- End user is not tied to originating dealer, but can purchase from any Schlage authorized Primus dealer
- Key blanks are available for end user only
- Face sheet is required for each subsequent order
- Available in Everest 29 S and Everest 29 T key sections

To set up a new Primus account:

- Submit signed signature sheet
- Submit signed face sheet
- Submit an order with the above two items

Re-ordering customers need to:

Submit signed face sheet and specify key section with order

Level 9U (universal)

End user buys fewer than 60 cylinders and may share a side bit milling with another small end user in the same area.

Level 9G (geographical)

End users buys 60 cylinders or more; Schlage assigns a side bit milling exclusive within the first two digits of the end user's zip code.

Level 9Z (time zone)

End users buys a minimum of 2,000 Primus XP cylinders over a two-year period or buys the exclusivity outright; Schlage assigns a side bit milling exclusive within the end user's time zone. Inventory must be maintained over two years or pay a fee.

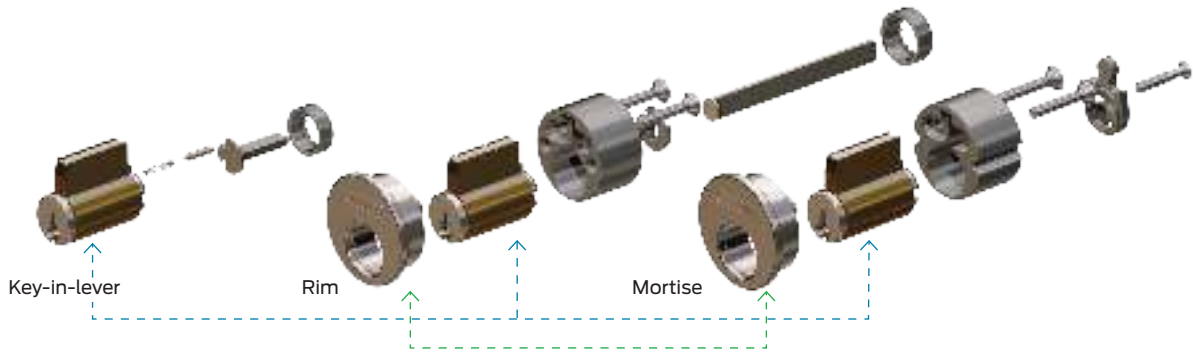
Level 9N (nationwide)

End user buys a minimum of 4,000 Primus XP cylinders over a two-year period or pays for the exclusivity outright; Schlage assigns a nationwide exclusive side bit milling. The end user is free to purchase Level 9 Primus XP products from any Schlage Primus XP dealer nationwide, rather than being tied to a sole source dealer. All Level 9 key systems require a Primus XP signature card to be submitted initially and a Primus XP Face Sheet to accompany every order. Schlage's Key Control Department verifies the signature for each Level 9 order.

Modular, conventional cylinders fit your needs

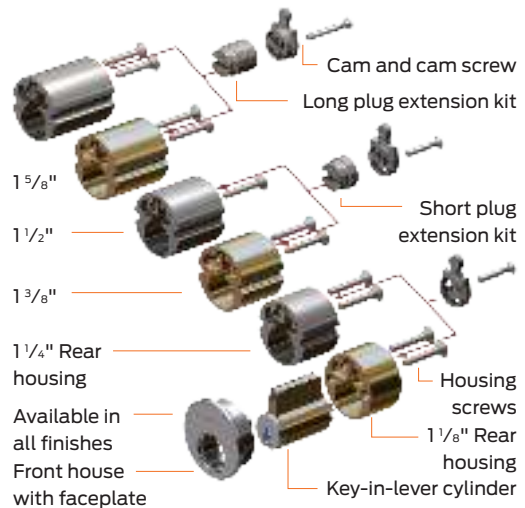
Schlage conventional cylinders offer extreme versatility in a modular design. One full-size conventional cylinder can be applied for any Schlage key-in-lever, rim or mortise need. You save on inventory costs and gain flexibility on the job.

- The modular cylinder design can accept any Schlage keyway family
- Solid brass bar stock cylinder construction and hardened stainless steel housings
- Rear mortise cylinder housing sizes range from 1 1/8" to 1 3/4"
- Fits all Schlage locksets and deadbolts
- 13 face finish options, six mortise housing lengths, one rim housing, four plug face finishes, six tail-pieces and nine cam options create a thousand potential cylinder configurations



Parts

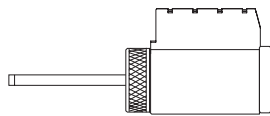
Modular cylinders use fewer parts because the cylinder and a small number of screws, cams and plug extensions can be universally applied. The major of parts are simply the rear housings in various lengths and finishes.



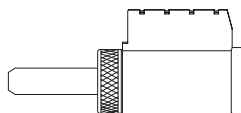
Mortise and rim front housing finish options



Conventional cylinders

Conventional cylinders
for Schlage locksets**A Series knobs**

Number	Design	Pins	Cylinder mechanism
21-002	Non-Orbit	6	Standard pin and tumbler
21-002-122	Orbit		
91-004	Non-Orbit	7	SL cylinder (restricted Everest 29 R and Everest B only)
91-005	Orbit		
20-724	Non-Orbit	6	Primus
20-724-122	Orbit		
20-524	Non-Orbit	6	Primus UL 437 listed high security
20-524-122	Orbit		
20-724-XP	Non-Orbit	6	Primus XP
20-724-122-XP	Orbit		
91-704-XP	Non-Orbit	7	Primus XP SL cylinder (restricted Everest 29 R and Everest B only)
91-705-XP	Orbit		
20-524-XP	Non-Orbit	6	Primus XP UL 437 listed high security
20-524-122-XP	Orbit		
21-003	Non-Orbit	6	Faculty restroom (A85) with indicator, standard pin and tumbler
21-003-168	Orbit		

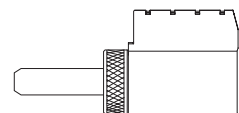
**AL Series levers**

Number	Pins	Cylinder mechanism
21-020	6	Standard pin and tumbler
91-006	7	SL cylinder (restricted Everest 29 R and Everest B only)
20-728	6	Primus
20-528	6	Primus UL 437 listed high security
20-728-XP	6	Primus XP
91-706-XP	7	Primus XP SL cylinder (restricted Everest 29 R and Everest B only)
20-528-XP	6	Primus XP UL 437 listed high security
21-021	6	Faculty restroom (AL85) with indicator, standard pin and tumbler

**AD and CO Series electronic locksets**

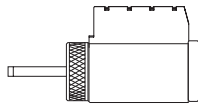
Number	Pins	Cylinder mechanism
23-013	6	Standard pin and tumbler
91-017	7	SL cylinder (restricted Everest 29 R and Everest B only)
20-750	6	Primus
20-550	6	Primus UL 437 listed high security
20-750-XP	6	Primus XP
91-715-XP	7	Primus XP SL cylinder (restricted Everest 29 R and Everest B only)
20-550-XP	6	Primus XP UL 437 listed high security

Note: Part numbers reflect changes effective June 2018

**D Series levers (old style)**

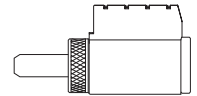
Number	Pins	Cylinder mechanism
23-013	6	Standard pin and tumbler
91-017	7	SL cylinder (restricted Everest 29 R and Everest B only)
20-750	6	Primus
20-550	6	Primus UL 437 listed high security
20-750-XP	6	Primus XP
91-715-XP	7	Primus XP SL cylinder (restricted Everest 29 R and Everest B only)
20-550-XP	6	Primus XP UL 437 listed high security
23-014	6	Faculty restroom (D85) with indicator, standard pin and tumbler

Conventional cylinders



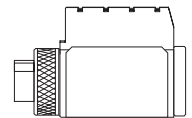
D Series knobs

Number	Door thickness	Pins	Cylinder mechanism
23-001	1 3/8" - 2"	6	Standard pin and tumbler
21-002	>2" - 2 1/2"		
91-016	1 3/8" - 2"	7	SL cylinder (restricted Everest 29 R and Everest B only)
91-004	>2" - 2 1/2"		
20-748	1 3/8" - 2"	6	Primus
20-724	>2" - 2 1/2"		
20-548	1 3/8" - 2"	6	Primus UL 437 listed high security
20-524	>2" - 2 1/2"		
20-748-XP	1 3/8" - 2"	6	Primus XP
20-724-XP	>2" - 2 1/2"		
91-714-XP	1 3/8" - 2"	7	Primus XP, SL cylinder (restricted Everest 29 R and Everest B only)
91-704-XP	>2" - 2 1/2"		
20-548-XP	1 3/8" - 2"	6	Primus XP UL 437 listed high security
20-524-XP	>2" - 2 1/2"		
23-003	1 3/8" - 2"	6	Faculty restroom (D85) with indicator, standard pin and tumbler
23-003-098	>2" - 2 1/2"		



ND Series levers

Number	Pins	Cylinder mechanism
23-065	6	Standard pin and tumbler
91-018	7	SL cylinder (restricted Everest 29 R and Everest B only)
20-765	6	Primus
20-565	6	Primus UL 437 listed high security
20-765-XP	6	Primus XP
91-718-XP	7	Primus XP SL cylinder (restricted Everest 29 R and Everest B only)
20-565-XP	6	Primus XP UL 437 listed high security
23-000	6	Faculty restroom (ND85) with indicator, standard pin and tumbler



S Series levers

Number	Pins	Cylinder mechanism
21-059	6	Standard pin and tumbler
91-007	7	SL cylinder (restricted Everest 29 R and Everest B only)
20-752	6	Primus
20-552	6	Primus UL 437 listed high security
20-752-XP	6	Primus XP
91-772-XP	7	Primus XP SL cylinder (restricted Everest 29 R and Everest B only)
20-552-XP	6	Primus XP UL 437 listed high security

Note: For locks manufactured before September 2008 a sleeve is required. Order S605-192 sleeve.

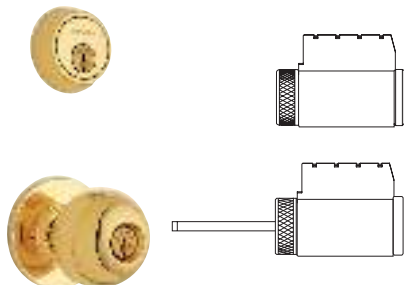
Plug face finish options



Satin brass (606)	Matte black (622)	Satin chrome (626)	Aged bronze (643e)
-------------------	-------------------	--------------------	--------------------

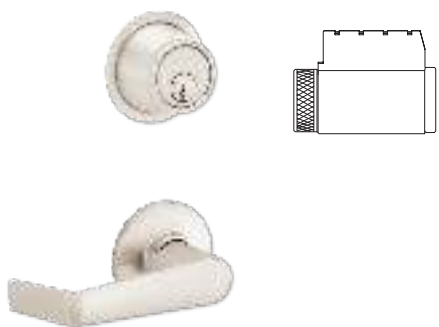
Conventional cylinders

Conventional cylinders for Schlage interconnected locksets



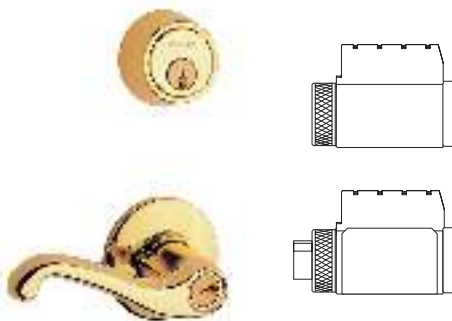
H Series interconnected locksets

Number	Pins	Cylinder mechanism
Deadbolt cylinder		
22-001	5	Standard pin and tumbler (C, CE, E and F only)
22-002	6	Standard pin and tumbler
91-008	7	SL cylinder (restricted Everest 29 R and Everest B only)
20-729	6	Primus
20-529	6	Primus UL 437 listed high security
20-729-XP	6	Primus XP
91-707-XP	7	Primus XP SL cylinder (restricted Everest 29 R and Everest B only)
20-529-XP	6	Primus XP UL 437 listed high security
Bottom cylinder: See A Series knob cylinder table		



CS210 Series interconnected locksets

Number	Pins	Cylinder mechanism
Deadbolt cylinder		
22-081	6	Standard pin and tumbler
91-012	7	SL cylinder (restricted Everest 29 R and Everest B only)
24-769	6	Primus
24-569	6	Primus UL 437 listed high security
24-769-XP	6	Primus XP
91-729-XP	7	Primus XP SL cylinder (restricted Everest 29 R and Everest B only)
24-569-XP	6	Primus XP UL 437 listed high security



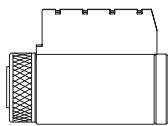
S200 Series interconnected locksets

Number	Pins	Cylinder mechanism
Deadbolt cylinder		
22-081	6	Standard pin and tumbler
91-012	7	SL cylinder (restricted Everest 29 R and Everest B only)
24-769	6	Primus
24-569	6	Primus UL 437 listed high security
24-769-XP	6	Primus XP
91-729-XP	7	Primus XP SL cylinder (restricted Everest 29 R and Everest B only)
24-569-XP	6	Primus XP UL 437 listed high security
Bottom cylinder: See S Series lever cylinder table		

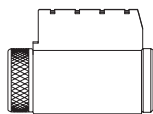
Note: For locks manufactured before March 2008 use B250 Series deadlock cylinders.

Conventional cylinders

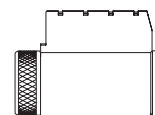
Conventional cylinders for Schlage deadbolts

**B250 Series deadlocks**

Number	Pins	Cylinder mechanism
22-001	5	Standard pin and tumbler (C, CE, E and F only)
22-002	6	Standard pin and tumbler
91-008	7	SL cylinder (restricted Everest 29 R and Everest B only)
20-729	6	Primus
20-529	6	Primus UL 437 listed high security
20-729-XP	6	Primus XP
91-707-XP	7	Primus XP SL cylinder (restricted Everest 29 R and Everest B only)
20-529-XP	6	Primus XP UL 437 listed high security

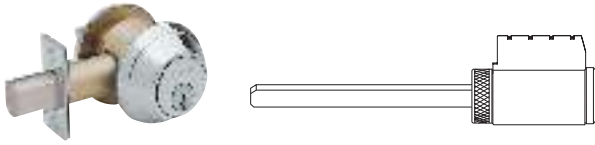
**B500 Series single cylinder deadbolts**

Number	Door thickness	Pins	Cylinder mechanism
22-003	1 3/8" - 1 7/8"	6	Standard pin and tumbler
22-004	> 1 7/8" - 2 1/4"		
91-009	1 3/8" - 1 7/8"	7	SL cylinder (restricted Everest 29 R and Everest B only)
91-010	> 1 7/8" - 2 1/4"		
20-188	1 3/8" - 1 7/8"	6	Primus
20-189	> 1 7/8" - 2 1/4"		
20-190	1 3/8" - 1 7/8"	6	Primus UL 437 listed high security
20-191	> 1 7/8" - 2 1/4"		
20-188-XP	1 3/8" - 1 7/8"	6	Primus XP
20-189-XP	> 1 7/8" - 2 1/4"		
91-702-XP	1 3/8" - 1 7/8"	7	Primus XP SL cylinder (restricted Everest 29 R and Everest B only)
91-703-XP	> 1 7/8" - 2 1/4"		
20-190-XP	1 3/8" - 1 7/8"	6	Primus XP UL 437 listed high security
20-191-XP	> 1 7/8" - 2 1/4"		

**B500 Series double cylinder deadbolts**

Number	Door thickness	Pins	Cylinder mechanism
22-645	1 3/8" - 1 7/8"	6	Standard pin and tumbler
22-646	> 1 7/8" - 2 1/4"		
91-014	1 3/8" - 1 7/8"	7	SL cylinder (restricted Everest 29 R and Everest B only)
91-015	> 1 7/8" - 2 1/4"		
20-745	1 3/8" - 1 7/8"	6	Primus
20-746	> 1 7/8" - 2 1/4"		
20-545	1 3/8" - 1 7/8"	6	Primus UL 437 listed high security
20-546	> 1 7/8" - 2 1/4"		
20-745-XP	1 3/8" - 1 7/8"	6	Primus XP
20-746-XP	> 1 7/8" - 2 1/4"		
91-712-XP	1 3/8" - 1 7/8"	7	Primus XP SL cylinder (restricted Everest 29 R and Everest B only)
91-715-XP	> 1 7/8" - 2 1/4"		
20-545-XP	1 3/8" - 1 7/8"	6	Primus XP UL 437 listed high security
20-546-XP	> 1 7/8" - 2 1/4"		

Conventional cylinders



B600/700/800 Series deadbolts

Functions:

60 Single cylinder x inside thumbturn



63 Classroom cylinder outside, retraction turn inside



Number	Door thickness	Pins	Cylinder mechanism
22-644	1 3/8" - 2 1/2"	6	Standard pin and tumbler
91-032	1 3/8" - 2 1/2"	7	SL cylinder (restricted Everest 29 R and Everest B only)
20-744	1 3/8" - 2 1/2"	6	Primus
20-544	1 3/8" - 2 1/2"	6	Primus UL 437 listed high security
20-744-XP	1 3/8" - 2 1/2"	6	Primus XP
91-711-XP	1 3/8" - 2 1/2"	7	Primus XP SL cylinder (restricted Everest 29 R and Everest B only)
20-544-XP	1 3/8" - 2 1/2"	6	Primus XP UL 437 listed high security

Functions:

61 One-way cylinder x blank plate inside



64 Cylinder x no inside trim



Number	Door thickness	Pins	Cylinder mechanism
22-642	1 3/8" - 2"	6	Standard pin and tumbler
22-643	> 2" - 2 1/2"		
91-030	1 3/8" - 2"	7	SL cylinder (restricted Everest 29 R and Everest B only)
91-031	> 2" - 2 1/2"		
20-742	1 3/8" - 2"	6	Primus
20-743	> 2" - 2 1/2"		
20-542	1 3/8" - 2"	6	Primus UL 437 listed high security
20-543	> 2" - 2 1/2"		
20-742-XP	1 3/8" - 2"	6	Primus XP
20-743-XP	> 2" - 2 1/2"		
91-709-XP	1 3/8" - 2"	7	Primus XP SL cylinder (restricted Everest 29 R and Everest B only)
91-710-XP	> 2" - 2 1/2"		
20-542-XP	1 3/8" - 2"	6	Primus XP UL 437 listed high security
20-543-XP	> 2" - 2 1/2"		

Function:
62 Double cylinder¹



Number	Door thickness	Pins	Cylinder mechanism
22-087	1 3/8" - 2"	6	Standard pin and tumbler
22-088	> 2" - 2 1/2"		
91-028	1 3/8" - 2"	7	SL cylinder (restricted Everest 29 R and Everest B only)
91-029	> 2" - 2 1/2"		
20-745	1 3/8" - 2"	6	Primus
20-746	> 2" - 2 1/2"		
20-745-XP	1 3/8" - 2"	6	Primus XP
20-746-XP	> 2" - 2 1/2"		
20-545	1 3/8" - 2"	6	Primus UL 437 listed high security
20-546	> 2" - 2 1/2"		
91-712-XP	1 3/8" - 2"	7	Primus XP SL cylinder (restricted Everest 29 R and Everest B only)
91-713-XP	> 2" - 2 1/2"		
20-545-XP	1 3/8" - 2"	6	Primus XP UL 437 listed high security
20-546-XP	> 2" - 2 1/2"		

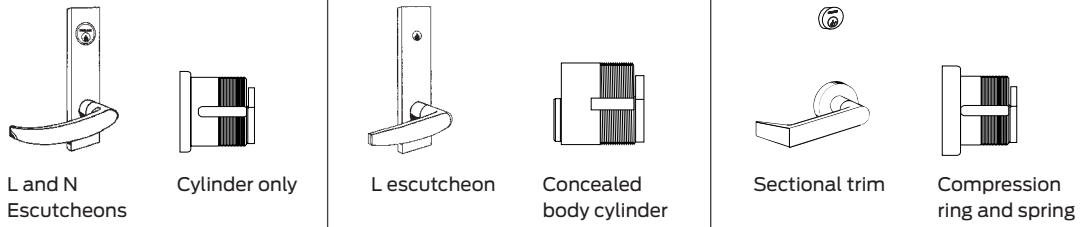
1 Part numbers for double-sided deadbolts represent one cylinder only.

Plug face finish options



Satin brass (606)	Matte black (622)	Satin chrome (626)	Aged bronze (643e)
-------------------	-------------------	--------------------	--------------------

Mortise cylinders for Schlage L Series



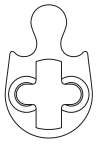
L Series mortise locksets								
Design	Function	Standard pin and tumbler	SL cylinder ¹	Primus/ Primus XP	Primus XP SL cylinder ¹	Primus UL 437/ Primus XP UL 437	Primus XP lockout	Primus XP UL 437 lockout
L and N Escutcheons (cylinder and compression spring only)	All except below	30-021	91-063	20-793/ 20-793-XP	91-760-XP	20-593/ 20-593-XP	20-717 ³	20-517 ³
	L9060P outside	26-021	91-059	20-701/ 20-701-XP	91-754-XP	20-501/ 20-501-XP	20-715 ³	20-515 ³
	L9485, L9486 Faculty restroom	30-022 ²	N/A	N/A	N/A	N/A	N/A	N/A
L escutcheon with concealed body cylinder (C suffix)	All except below	30-004	N/A	20-789/ 20-789-XP	N/A	20-589/ 20-589-XP	N/A	N/A
	L9060P outside	26-023	N/A	24-767/ 24-767-XP	N/A	24-567/ 24-567-XP	N/A	N/A
	L9485, L9486 Faculty restroom	30-005 ²	N/A	N/A	N/A	N/A	N/A	N/A
Sectional trim (cylinder with compression ring & spring)	All except below	30-001	91-062	20-787/ 20-787-XP	91-757-XP	20-587/ 20-587-XP	20-715	20-517
	L9060P outside	20-001	91-051	20-700/ 20-700-XP	91-751-XP	20-500/ 20-500-XP	20-715	20-515
	L9485, L9486 Faculty restroom	30-002 ²	N/A	N/A	N/A	N/A	N/A	N/A

Notes:
 1 For restricted Everest 29 R and Everest B only
 2 Specify door hand for faculty restroom cylinders
 3 Discard compression ring for Lockout cylinders with escutcheon trim

Conventional cylinders

Cams for all Schlage L Series functions

Cams for all cylinders made before July 2010 (except L9060 outside)



L583-254
Classic conventional



L583-153
Everest 29 and Primus XP



B502-191
Classic conventional



B502-948
Everest 29 and Primus XP

Cams for all modular cylinders made after August 2010 (except L9060 outside)



L583-474
Modular cylinder lengths 1 1/8", 1 3/8" and 1 5/8"



L583-475
Modular cylinder lengths 1 1/4", 1 1/2" and 1 3/4"

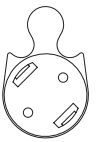


L583-476
Modular cylinder lengths 1 1/8", 1 3/8" and 1 5/8"

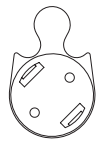


L583-477
Modular cylinder lengths 1 1/4", 1 1/2" and 1 3/4"

Cams for all SL modular cylinders (except L9060 outside)



L583-800
Modular SL cylinder length 1 1/8"



L583-801
Modular SL cylinder length 1 1/4"




L583-802
Modular SL cylinder length 1 1/8"



L583-803
Modular cylinder SL cylinder length 1 1/4"

Mortise and rim front housing finish options



Bright brass (605)	Satin brass (606)	Antique brass (609)	Satin bronze (612)	Oil rubbed bronze (613)	Satin nickel (619)	Matte black (622)	Bright chrome (625)	Satin chrome (626)	Bright stainless steel (629)	Satin stainless steel (630)	Aged bronze (643e)
--------------------	-------------------	---------------------	--------------------	-------------------------	--------------------	-------------------	---------------------	--------------------	------------------------------	-----------------------------	--------------------

Faceplate	Faceplate and plug	Faceplate	Faceplate	Faceplate	Faceplate	Faceplate and plug	Faceplate	Faceplate and plug	Faceplate	Faceplate	Faceplate and plug
-----------	--------------------	-----------	-----------	-----------	-----------	--------------------	-----------	--------------------	-----------	-----------	--------------------

Conventional cylinders

Cylinders for exit devices, aluminum doors, etc.


**Cylinders for Adams Rite MS 4500 and 4700 Series
Lori 4500 Series and Corbin Russwin DL3000 Series**

Number	Pins	Cylinder mechanism
26-072	6	Standard pin and tumbler
20-013	6	Standard pin and tumbler with $\frac{3}{8}$ " blocking ring
91-060	7	SL cylinder (restricted Everest 29 R and Everest B only)
20-706	6	Primus cylinder with $\frac{3}{8}$ " blocking ring
20-718	6	Primus lockout cylinder
20-506	6	Primus UL 437 listed high security cylinder with $\frac{3}{8}$ " blocking ring
20-518	6	Primus UL 437 listed lockout cylinder
20-706-XP	6	Primus XP cylinder with $\frac{3}{8}$ " blocking ring
91-758-XP	7	Primus XP SL cylinder (restricted Everest 29 R and Everest B only)
20-718-XP	6	Primus XP lockout cylinder
20-506-XP	6	Primus XP UL 437 listed high security cylinder with $\frac{3}{8}$ " blocking ring
20-518-XP	6	Primus XP UL 437 listed lockout cylinder

Notes:

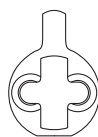
- These cylinders include set screw pack B220-050 for Adams Rite locks.
- $1\frac{1}{8}$ " length standard. Optional lengths available in $\frac{1}{8}$ " (4mm) increments up to $1\frac{3}{4}$ " (44mm).
- Lockout keys must be ordered separately and lockout cylinders will not be master keyed by Schlage.

Cylinders for Adams Rite 4070 Series

Number	Pins	Cylinder mechanism
26-073	6	Standard pin and tumbler
91-061	7	SL cylinder (restricted Everest 29 R and Everest B only)
20-708	6	Primus
91-759-XP	6	Primus UL 437 listed high security
20-708-XP	6	Primus XP
91-759-XP	7	Primus XP SL cylinder (restricted Everest 29 R and Everest B only)
20-508-XP	6	Primus XP UL 437 listed high security

Note:

- $1\frac{1}{8}$ " length standard. Optional lengths available in $\frac{1}{8}$ " (4mm) increments up to $1\frac{3}{4}$ " (44mm).


B502-292
Cam for classic conventional prior to July 2010

L583-446
Modular cylinder lengths $1\frac{1}{8}$ ", $1\frac{3}{8}$ " and $1\frac{5}{8}$ "

L583-773
Modular SL cylinder length $1\frac{1}{8}$ "

B502-944
Cam for Everest 29 and Primus XP prior to July 2010

L583-447
Modular cylinder lengths $1\frac{1}{4}$ ", $1\frac{1}{2}$ " and $1\frac{3}{4}$ "

L583-774
Modular SL cylinder length $1\frac{1}{4}$ "

B502-380
Cam for classic conventional prior to July 2010

B520-743
Modular cylinder lengths $1\frac{1}{8}$ ", $1\frac{3}{8}$ " and $1\frac{5}{8}$ "

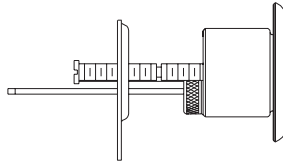
B520-788
Modular SL cylinder length $1\frac{1}{8}$ "

B502-945
Cam for Everest 29 and Primus XP prior to July 2010

B520-744
Modular cylinder lengths $1\frac{1}{4}$ ", $1\frac{1}{2}$ " and $1\frac{3}{4}$ "

B520-789
Modular SL cylinder length $1\frac{1}{4}$ "

Cylinders for exit devices, aluminum door, etc.



Rim cylinders			
Number	Tailpiece	Pins	Cylinder mechanism
20-021	Vertical	6	Standard pin and tumbler
20-022	Horizontal		
91-074	Vertical	7	SL cylinder (restricted Everest 29 R and Everest B only)
91-075	Horizontal		
20-709	Vertical	6	Primus
20-710	Horizontal		
20-716	Horizontal	6	Primus lockout
20-509	Vertical	6	Primus UL 437 listed high security
20-510	Horizontal		
20-516	Horizontal	6	Primus UL 437 listed lockout
20-709-XP	Vertical	6	Primus XP
20-710-XP	Horizontal		
91-774-XP	Vertical	7	Primus XP SL cylinder (restricted Everest 29 R and Everest B only)
91-775-XP	Horizontal		
20-716-XP	Horizontal	6	Primus XP lockout
20-509-XP	Vertical	6	Primus XP UL 437 listed high security
20-510-XP	Horizontal		
20-516-XP	Horizontal	6	Primus XP UL 437 listed lockout

Notes

- 1 1/8" length standard. Optional lengths available in 1/8" (4mm) increments up to 1 3/4" (44mm).
- Lockout keys must be ordered separately and lockout cylinders will not be master keyed by Schlage.

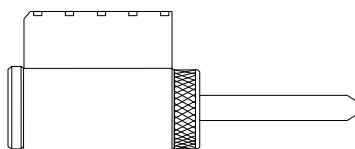
Mortise and rim cylinder finish options

Bright brass (605)	Satin brass (606)	Antique brass (609)	Satin bronze (612)	Oil rubbed bronze (613)	Satin nickel (619)	Matte black (622)	Bright chrome (625)	Satin chrome (626)	Bright stainless steel (629)	Satin stainless steel (630)	Aged bronze (643e)
Faceplate	Faceplate and plug	Faceplate	Faceplate	Faceplate	Faceplate	Faceplate and plug	Faceplate	Faceplate and plug	Faceplate	Faceplate	Faceplate and plug

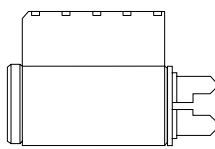
Conventional cylinders

Cylinders for other manufacturers' products

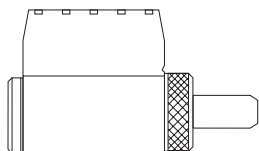
Corbin Russwin CL3300 (with spacer), CL3400, and CL3600 Series



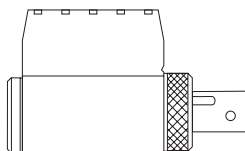
Corbin Russwin CK4200, and UT5200 Series



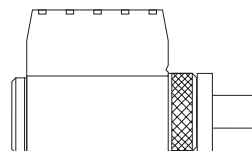
Sargent 6-line (except B knobs)



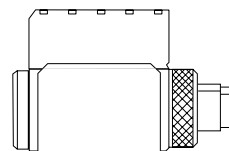
Sargent 7-, 8-, and 9-line knobs



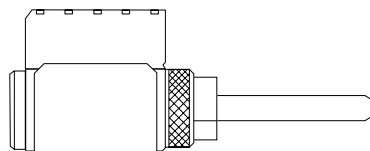
Sargent 6500, 7L-, and 10-line levers



Yale 5300, 5400, 6200 knobs



Yale 5300LN, 5400LN, 6400LN levers



Cylinders for other manufacturers' products

Description	Standard pin and tumbler	SL cylinder ¹	Primus/Primus XP	Primus XP SL cylinder ¹	Primus UL 437 / Primus XP UL 437
Corbin Russwin CL3300	24-022	91-020	20-762, 20-762-XP	91-720-XP	20-562, 20-562-XP
Corbin Russwin CL3400, CL3600	24-139	91-027	20-739, 20-739-XP	91-708-XP	20-539, 20-539-XP
Corbin Russwin CK4200, UT5200	24-127	N/A	20-727, 20-727-XP	N/A	20-527, 20-527-XP
Sargent 6-line (except B knobs)	24-126	91-045	20-726, 20-726-XP	91-745-XP	20-526, 20-526-XP
Sargent 7-, 8-, 9-line knobs	24-120	91-043	20-720, 20-720-XP	91-743-XP	20-520, 20-520-XP
Sargent 6500, 7L-, 10-line levers	24-119	91-042	20-719, 20-719-XP	91-742-XP	20-519, 20-519-XP
Yale 5300, 5400, 6200 knobs	24-123	91-046	20-723, 20-723-XP	91-746-XP	20-523, 20-523-XP
Yale 5300LN, 5400LN, 6400LN levers	24-147	91-044	20-747, 20-747-XP	91-744-XP	20-547, 20-547-XP

Other manufacturers' registered trade names are for identification and reference only.

¹ For restricted Everest 29 R and Everest B only

Plug face finish options



Satin brass (606) Satin chrome (626)

Conventional cylinders

Cylinders for specialty locks

CL Series cabinet complete locks

Application	Bolt	Standard pin and tumbler	Primus/ Primus XP	Primus/ Primus XP UL 437
Door	1" (std)	CL100PB	CL174PB CL174PB-XP	CL154PB CL154PB-XP
Drawer	3/4" (std)	CL200PB	CL274PB	CL254PB



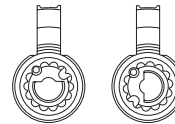
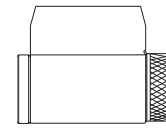
CL100

CL200

CL Series cabinet cylinders only

Application	Bolt	Standard pin and tumbler	Everest 29 SL	Primus XP	Primus XP Everest 29 SL	Primus XP UL 437
Door	1" (std)	20-172	91-001	20-772XP	91-719-XP	20-572
Drawer	3/4" (std)	20-174	91-002	20-774XP	91-720-XP	20-574

Available in 605 and 626 finish. Everest 29 S123 keyway standard.



Door

Drawer

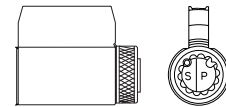
KS Series padlocks

Brass lock body number	Shackle dimensions			Cylinder only		
	A	B	C	Standard pin and tumbler	Primus / Primus XP	Primus UL 437 / Primus XP UL 437
KS23D2200	5/16"	1 1/2"	3/4"	47-413	47-743 / 47-743-XP	47-542 / 47-542-XP
KS23F2200	5/16"	2"	3/4"	47-413	47-743 / 47-743-XP	47-542 / 47-542-XP
KS43D2200	3/8"	1 1/2"	3/4"	47-413	47-743 / 47-743-XP	47-542 / 47-542-XP
KS43F2200	3/8"	2"	3/4"	47-413	47-743 / 47-743-XP	47-542 / 47-542-XP

Available in 606 finish only. Everest 29 S123 keyway standard.



KS43F



Locking cables

Number	Cylinder mechanism
47-414	Standard pin and tumbler
47-744	Primus
47-744-XP	Primus XP
47-543	Primus UL 437 listed high security
47-543-XP	Primus XP UL 437 listed high security



KC Series

Plug face finish options (excludes locking cables)



Satin brass (606)

Satin chrome (626)

Full size interchangeable cores

Full size interchangeable core (FSIC) applications

A full size interchangeable core (FSIC) is usually manufacturer specific and cannot interchange with competitive cores.



A Series
Orbit design



AD Series
all designs



AL Series
Saturn design
Jupiter design
Neptune design



B250 Series



B500 Series



B600/700/800 Series



CO Series
all designs



CS210



D Series knob
Orbit design



L Series
all designs except
concealed



ND Series lever
all designs



S Series
all designs
except Flair



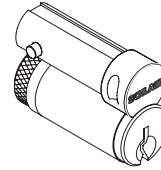
S200 Series
all designs for S210

All except Flair for
other functions

Full size interchangeable cores

FSIC, core only, cylinders

Number	Pins	Cylinder mechanism
23-030	6	Standard pin and tumbler
23-031	6	Standard pin and tumbler, less logo
91-161	7	SL cylinder (restricted Everest 29 R and Everest B only)
91-162	7	SL cylinder, less logo (restricted Everest 29 R and Everest B only)
20-740	6	Primus
20-741	6	Primus, less logo
20-740-XP	6	Primus XP
20-741-XP	6	Primus XP, less logo
91-861-XP	7	SL cylinder (restricted Everest 29 R and Everest B only)
91-862-XP	7	SL cylinder, less logo (restricted Everest 29 R and Everest B only)
30-120	6	Faculty restroom standard pin and tumbler (specify hand)
30-121	6	Faculty restroom standard pin and tumbler, less logo (specify hand)



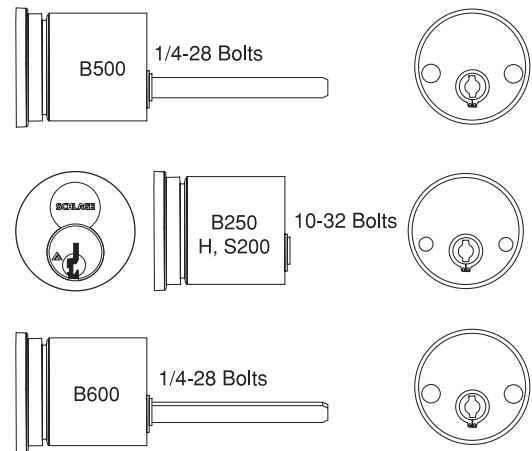
Full size (FSIC)

FSIC housings for bored deadlocks, less core

Lockset series	Description	Number	Specify finish
B500 Series	Outside	B610-203 (single) B610-205 (double)	605, 606, 609, 612, 613, 619, 625, 626, and 643e
	Inside	B610-028 ¹	See note below
B250	Outside	22-061	605, 606, 609, 613, 625, 626
	Inside of B252	22-062	
H, S200 Series	Outside	5306-135	605, 606, 609, 612, 613, 625, 626
B600 / 700 Series	Outside	B610-203 (single) B610-205 (double)	605, 606, 609, 612, 613, 619, 625, 626, 643e
	Inside	B610-028	See note below

Specify finish of B610-031 inside snap-on faceplate ordered separately for B662/762, and B562.

¹ Inside housing does not include snap-on faceplate.



FSIC padlocks

Brass lock body number	Shackle dimensions		
	A	B	C
Less - full size interchangeable core			
KS43D3200	3/8"	1 1/2"	3/4"
KS43F3200	3/8"	2"	3/4"

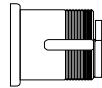


KS43F

FSIC mortise cylinders for L Series



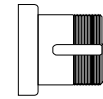
L & N escutcheons (cylinders with compression ring)



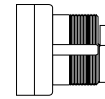
Cylinder only



Sectional trim (cylinder with compression ring, spring and 3/8" blocking ring)



Compression ring and spring



With blocking ring

FSIC cylinders for Schlage L Series mortise locks

Design	Function	Core mechanism				
		Standard pin and tumbler	SL cylinder ¹	Primus Primus XP	Primus XP SL cylinder ¹	Housing less core
L and N escutcheons (cylinders with compression ring)	All except below	30-008	91-163	20-798 20-798-XP	91-863-XP	30-007
	L9060 outside	30-030	91-165	20-782 20-782-XP	91-865-XP	30-032 + 36-083
	L9485, L9486 faculty restroom	30-010 ²	N/A	N/A	N/A	N/A
Sectional trim (cylinder with compression ring, spring and 3/8" blocking ring). 9060 requires 1/2" blocking ring.	All except below	30-138	91-169	20-776 20-776-XP	91-869-XP	30-137
	L9060 outside	30-030 + 36-082-050	91-165 + 36-082-050	20-783 20-783-XP	91-865-XP + 36-082-050	30-032 + 36-083 + 36-082-050
	L9485, L9486 faculty restroom	30-140 ²	N/A	N/A	N/A	N/A



L583-255
Cam for all functions except L9060 outside



K510-680
Cam for L9060 outside

- For restricted Everest 29 R and Everest B only.
- Faculty restroom function cores are handed. Specify hand of door.

FSIC cylinders with straight cam for exit devices

Number	Core mechanism	Collar
26-091	Standard pin and tumbler	Compression ring and spring
20-061	Standard pin and tumbler	3/8" blocking rings + compression ring and spring
91-173	SL	3/8" blocking rings + compression ring and spring
20-763	Primus	Compression ring and spring
20-763-XP	Primus XP	Compression ring and spring
20-771	Primus	3/8" blocking rings + compression ring and spring
20-771-XP	Primus XP	3/8" blocking rings + compression ring and spring
91-873-XP	SL Primus XP	3/8" blocking rings + compression ring and spring
20-059	Housing less core	None
26-064	Housing less core	Compression ring and spring



K510-730
Straight cam, other applications

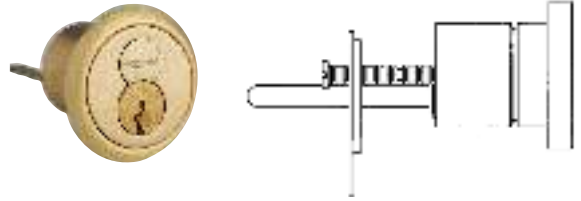
Note: All cylinders are 1 1/2" long.

Full size interchangeable cores

FSIC cylinders for exit devices, aluminum doors, etc.

Interchangeable core rim cylinders for exit devices

Number	Core mechanism
20-057	Standard pin and tumbler
91-170	SL (restricted Everest 29 R and Everest B only)
20-757	Primus
20-757-XP	Primus XP
91-870-XP	Primus XP SL (restricted Everest 29 R and Everest B only)
20-079	Housing only, less core



**Cylinders for Adams Rite MS and 4700 Series
Lori 4500 Series and Corbin Russwin DL3000 Series**

Number	Core mechanism	Collar
26-098	Standard pin and tumbler	Compression ring and spring
20-062	Standard pin and tumbler	$\frac{3}{16}$ " + $\frac{3}{8}$ " blocking rings
91-174	SL	$\frac{3}{16}$ " + $\frac{3}{8}$ " blocking rings
20-766	Primus	$\frac{3}{16}$ " + $\frac{3}{8}$ " blocking rings
20-766-XP	Primus XP	$\frac{3}{16}$ " + $\frac{3}{8}$ " blocking rings
91-874-XP	Primus XP SL	$\frac{3}{16}$ " + $\frac{3}{8}$ " blocking rings
20-060	Housing only, less core	None



Note: These cylinders include set screw pack B220-050 for Adams Rite locks.

Cylinders for Adams Rite 4070 Series deadlocks

Number	Core mechanism	Collar
20-091	Standard pin and tumbler	$\frac{3}{16}$ " + $\frac{3}{8}$ " blocking rings
91-175	SL	$\frac{3}{16}$ " + $\frac{3}{8}$ " blocking rings
20-722	Primus	$\frac{3}{16}$ " + $\frac{3}{8}$ " blocking rings
20-722-XP	Primus XP	$\frac{3}{16}$ " + $\frac{3}{8}$ " blocking rings
91-875-XP	Primus XP SL	$\frac{3}{16}$ " + $\frac{3}{8}$ " blocking rings
20-090	Housing less core	None



Note: All cylinders are 1 1/2" long.

Finish options

Bright brass (605)	Satin brass (606)	Antique brass (609)	Satin bronze (612)	Oil rubbed bronze (613)	Satin nickel (619)	Matte black (622)	Bright chrome (625)	Satin chrome (626)	Aged bronze (643e)
Housing	Housing and core	Housing	Housing	Housing	Housing	Housing and core	Housing	Housing and core	Housing and core

Small format interchangeable cores

Small format interchangeable core (SFIC) application

A small format interchangeable core (SFIC) has a universal design and can replace any other SFIC.



AL Series
Saturn design
Jupiter design
Neptune design



AD Series
all designs



B500 Series



B600 / 700 / 800 Series



CO Series
all designs



ND Series lever
all designs



L9000 Series
all designs except concealed




KC215 Series

Small format interchangeable cores

SFIC cylinders for Schlage locksets

Small format core only

Number	Mechanism
80-036	7-pin Everest 29 R family restricted keyway core uncombined
80-037	7-pin Everest 29 R family restricted keyway core combined
80-043	6-pin Best keyway core, uncombined
80-033	7-pin Best keyway core, uncombined

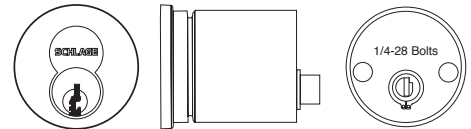


Notes:

1. Available in 606, 613 and 626 finish only. 80-043 and 80-033 available in 606 and 626 only.
2. 80-043 and 80-033 available in Best A, D, E, F, G, H, J, K, L and M keyways. Suffix "B" to keyway letter, e.g. AB, DB, etc.

SFIC housings for commercial deadlocks, less core

Lockset series	Description	Number	Specify finish
B500 Series	Outside	B610-204	605, 606, 609, 612, 613, 622, 625, and 626
	Inside	B610-281 ¹	See note below
B600 Series	Outside	B610-204	605, 609, 612, 613, 619, 622, 625, 626, and 643e
	Inside	B610-281	See note below

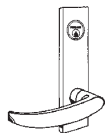


Tailpieces not included.

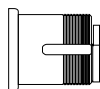
Specify finish of B610-014 snap-on faceplate ordered separately for inside of B562 and B662.

- 1 Inside housing does not include snap-on faceplate.

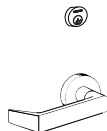
SFIC mortise cylinders



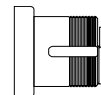
L & N escutcheons (cylinders with compression ring)



Cylinder only



Sectional trim (cylinder with compression ring, spring and 3/8" blocking ring)



Compression ring and spring



With blocking ring

SFIC cylinders for Schlage L Series mortise locks

Design	Function	Core mechanism			
		Everest 29 restricted (GD suffix)	Keyed construction (HD suffix)	Disposable construction (BDC suffix)	Housing less core (BD suffix)
L & N escutcheons (cylinders with compression ring and spring)	All except L9060 outside	80-308	80-138	80-115	80-108
	L9060 outside	80-304	80-134	80-112	80-104
Sectional trim (cylinder with compression ring, spring and 1/4" blocking ring).	All except L9060 outside	80-301	80-131	80-109	80-101
	L9060 outside	80-304 + 36-082-050	80-134 36-082-050	80-112 36-082-050	80-104 36-082-050

Note: All cylinders are 1 3/8" long.



L583-255
Cam for all functions
Except L9060 outside



K510-680
Cam for L9060 outside

SFIC cylinders with straight cam for exit devices

Number	Core type
80-302	Everest 29 restricted core
80-110	Disposable constr. core
80-132	Keyed constr. core
80-102	Housing less core



K510-730
Straight cam,
other applications

Notes:

- 1 Furnished with compression ring, spring and 1/4" blocking ring.
- 2 All cylinders are 1 3/8" long.

Small format interchangeable cores

SFIC cylinders for exit devices, aluminum door, etc.

Interchangeable core rim cylinders for exit devices

Number	Core mechanism
80-329	Everest 29 restricted keyway core
80-159	Keyed construction core
80-116	Disposable construction core
80-129	Less core



Mortise cylinders with straight cam for Adams Rite MS, 4500 and 4700 Series locks

Number	Core type
80-303	Everest 29 restricted core
80-111	Disposable construction core
80-133	Keyed construction core
80-103	Housing less core



K510-711
Adams Rite
MS Cam

Notes:

- 1 Furnished with compression ring, spring and 7/16" blocking ring.
- 2 These cylinders include set screw pack B220-050 for Adams Rite locks.

Cylinders for Adams Rite 4070 Series deadlocks

Number	Core type
80-305	Everest 29 restricted core
80-113	Disposable constr. core
80-135	Keyed constr. core
80-105	Housing less core



B520-378
Adams Rite
4070 cam

Furnished with compression ring, spring and 7/16" blocking ring.
These cylinders include set screw pack B220-050 for Adams Rite locks.

Note: All cylinders are 1 3/8" long.

Finish options

Bright brass (605)	Satin brass (606)	Antique brass (609)	Satin bronze (612)	Oil rubbed bronze (613)	Satin nickel (619)	Matte black (622)	Bright chrome (625)	Satin chrome (626)	Aged bronze (643e)
Housing	Housing and core	Housing	Housing	Housing	Housing	Housing and core	Housing	Housing and core	Housing and core

Small format interchangeable cores

Padlocks

Part #	Body dimensions			Shackle dimensions		
	Width	Height	Depth	A	B	C
Less cylinder - small format interchangeable core						
Chrome brass body						
KS11D1200	1 25/32"	2 3/16"	7/8"	1/4"	1 1/2"	3/4"
KS11F1200	1 25/32"	2 3/16"	7/8"	1/4"	2"	3/4"
KS21D1200	1 25/32"	2 3/16"	7/8"	5/16"	1 1/2"	3/4"
KS21F1200	1 25/32"	2 3/16"	7/8"	5/16"	2"	3/4"
KS41D1200	1 15/16"	2 3/16"	7/8"	3/8"	1 1/2"	3/4"
KS41F1200	1 15/16"	2 3/16"	7/8"	3/8"	2"	3/4"



KS21F

Locking cables

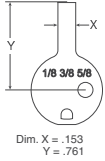
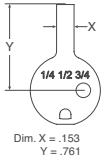



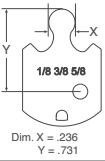
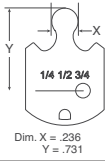

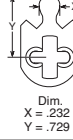

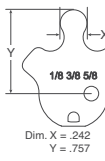
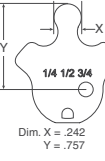



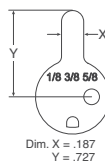
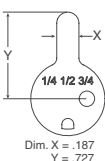

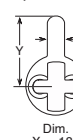

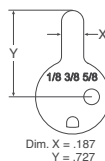
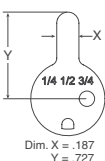

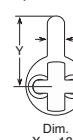

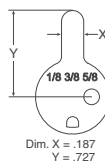
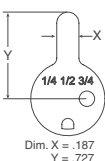

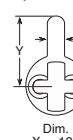

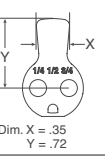
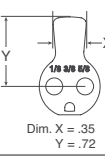

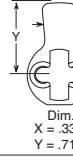
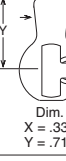
Part #	Length	Diameter
Less cylinder - small format interchangeable core		
Locking cables		
KC215A130	2"	5/8"
KC215B130	4"	5/8"



KC Series

Cams

Cams for Schlage mortise cylinders in other manufacturers' mortise locks

	Modular cylinder		Interchangeable core	Classic conventional non-IC	Everest 29 AND Primus non-IC
CAM substitutions only allowed on these cylinder numbers: (Order example: 20-001 X B210-731 626 S123)	20-001, 20-002, 20-500, 20-501, 20-515, 20-700, 20-701, 20-715, 26-021		20-059, 20-061, 26-064, 20-763, 20-771, 26-091, 26-094, 80-302, 80-110, 80-132, 80-102	For conventional cylinders manufactured before July 2010 not available with cylinder	For Primus & Everest cylinders manufactured before July 2010 not available with cylinder
	1 1/8", 1 3/8", 1 5/8"	1 1/4", 1 1/2", 1 3/4"	N/A	N/A	N/A
Corbin Russwin® DL4000 Series (Old Corbin 420 and Russwin 1503)	B520-730  Dim. X = .153 Y = .761	B520-731  Dim. X = .153 Y = .761	B520-254 (was XB11-426) 	B520-295 (was XB11-458)  Dim. X = .155 Y = .775	B520-366 (was XB11-656) 
Corbin Russwin® ML2200 Series (Old Corbin 7000-9000 and Russwin 4000-5000) All functions except ML2255 and ML2242 inside (see straight cam)	B520-732  Dim. X = .236 Y = .731	B520-733  Dim. X = .236 Y = .731	B520-253 (was XB11-352) 	B520-233 (was XB08-899)  Dim. X = .232 Y = .729	B520-309 (was XB11-629) 
Corbin Russwin A65 ML2200 master ring deadbolt functions manufactured before 6/10/93 and old Russwin cast iron residential locks. For all Best 40H Series and 30H Deadbolt function	B520-734  Dim. X = .242 Y = .757	B520-735  Dim. X = .242 Y = .757	B520-360 (was XB11-817) 	B520-223 (was XB03-142)  Dim. X = .235 Y = .729	B520-367 (was XB11-887) 
Yale® 2160	B520-736  Dim. X = .187 Y = .727	B520-737  Dim. X = .187 Y = .727	B520-296 (was XB11-461, replaces XB11-484) 	B520-256 (was XB11-430, replaces XB10-659)  Dim. X = .186 Y = .718	B520-329 (was XB11-631, replaces XB11-630) 
Arrow® #004	B520-736  Dim. X = .187 Y = .727	B520-737  Dim. X = .187 Y = .727	B520-296 (was XB11-461, replaces XB11-484) 	B520-256 (was XB11-430, replaces XB10-659)  Dim. X = .186 Y = .718	B520-329 (was XB11-631, replaces XB11-630) 
Sargent® 13-0660 All functions except 16 inside and 50 outside	B520-736  Dim. X = .187 Y = .727	B520-737  Dim. X = .187 Y = .727	B520-296 (was XB11-461, replaces XB11-484) 	B520-256 (was XB11-430, replaces XB10-659)  Dim. X = .186 Y = .718	B520-329 (was XB11-631, replaces XB11-630) 
Best 30 Latch function	L583-476  Dim. X = .35 Y = .72	L583-477  Dim. X = .35 Y = .72	K510-730  Dim. X = .338 Y = .71	B502-191  Dim. X = .338 Y = .71	B502-948  Dim. X = .338 Y = .71
	Cam substitution with cylinders shown above are no charge			Not available for substitution	

The following complete cylinders are available. Specify the desired cam from the correct column above:

Cylinder mechanism

- Conventional cylinder
- Primus XP cylinder
- Primus XP UL437 Listed cylinder
- Full size IC with conventional core
- Full size IC with Primus XP core
- Full size IC housing less core
- SFIC with Everest 29 core
- SFIC with keyed construction core
- SFIC with disposable construction core
- SFIC housing less core

Collar

- compression ring and spring
- compression ring and spring
- compression ring and spring
- compression ring, spring, 3/8" blocking ring
- compression ring, spring, 3/8" blocking ring
- compression ring, spring, 3/8" blocking ring
- compression ring, spring, 1/4" blocking ring
- compression ring, spring, 1/4" blocking ring
- compression ring, spring, 1/4" blocking ring
- compression ring, spring, 1/4" blocking ring

How to order

- 20-001 x cam number
- 20-700 x cam number
- 20-500 x cam number
- 20-061 x cam number
- 20-771 x cam number
- 26-094 x cam number
- 80-302 x cam number
- 80-132 x cam number
- 80-110 x cam number
- 80-102 x cam number

Other manufacturers' registered trade names are for identification and reference only.

Competitor cams for SL modular cylinder

Cam substitutions only allowed on these cylinder numbers:

Order example:
91-051 X B520-780 626 R123

91-051 118

91-051 114

1 1/8"

1 1/4"

Corbin Russwin® DL4000 Series
(Old Corbin 420 and Russwin 1503)

B520-780

B520-781



Corbin Russwin ML2200 Series
(Old Corbin 7000-9000 and Russwin 4000-5000)

B520-782

B520-783

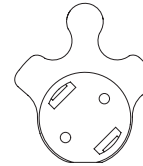
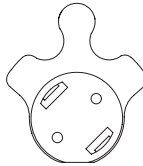


All functions except ML2255 and ML2242 inside (see straight cam)

Corbin Russwin A65 ML2200 master ring deadbolt functions manufactured before 6/10/93 and old Russwin cast iron residential locks. For all Best 40H Series and 30H deadbolt function.

B520-784

B520-785



Yale® 2160
Arrow® #004
Sargent® 13-0660

B520-786

B520-787



All functions except 16 inside and 50 outside

Best 30 Latch Function

L583-802

L583-803

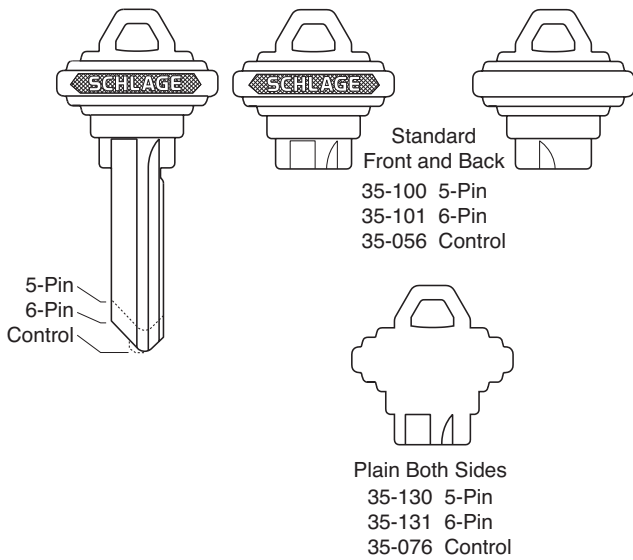


Key blanks

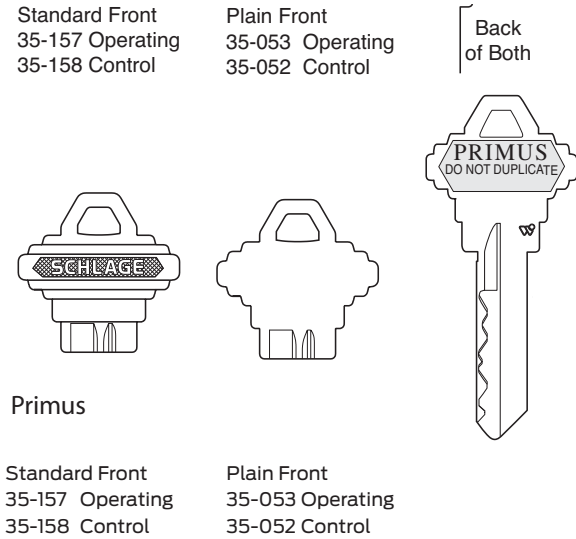
Classic

Numbers show are for key blanks. For cut keys, change “35” prefix to “48” for change keys and “49” for master keys. Suffix key section, e.g. 35-101 E. See facing page for available key sections.

Standard



Primus XP

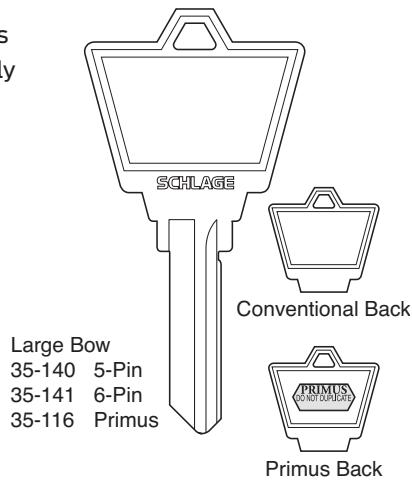


Standard bow

To order conventional key blanks with DO NOT DUPLICATE, specify XQ06-878. Specify plain bow keys for applications when keys must be stamped with additional information such as special die stamps, serial numbering, etc.

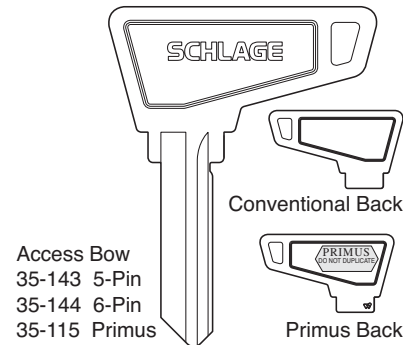
Large bow

Ideal for special keys which must be visibly distinctive within a key system, or for very specialized marking.



Access bow

Conforms to California Title 24 for handicap access.

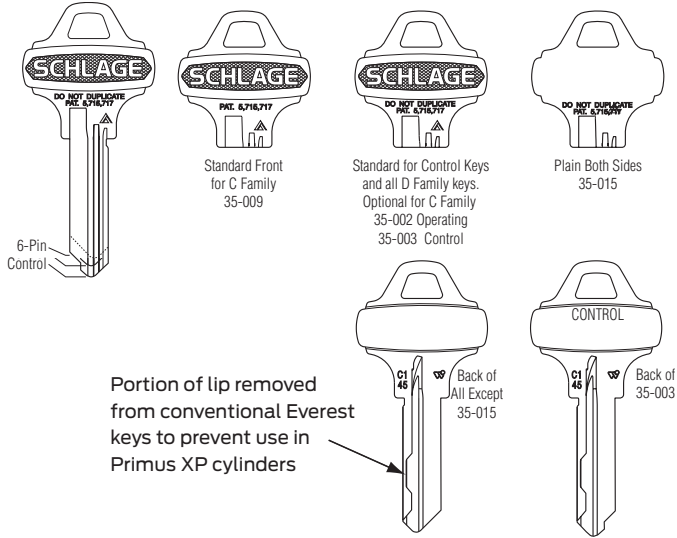


Specify control keys in architectural specifications and on purchase orders.

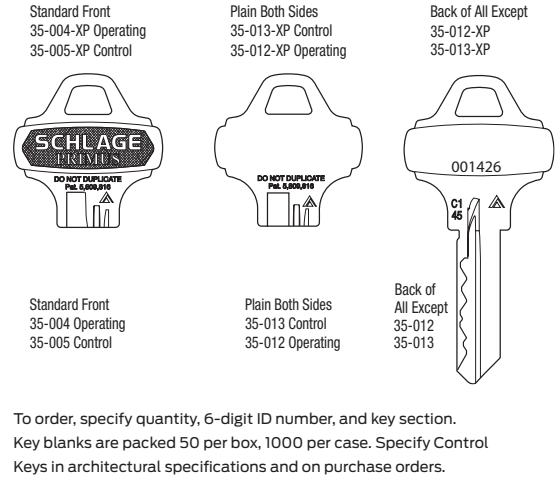
Key blanks

Everest full size key blanks

Standard



Everest Primus XP

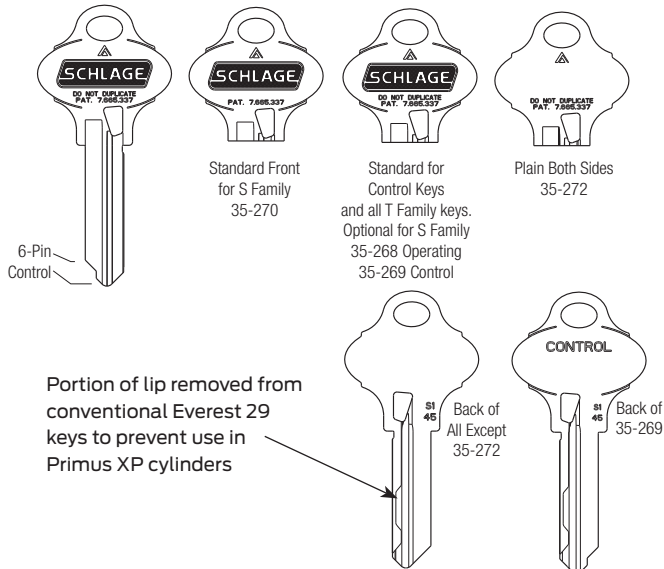


Everest conventional keys are available with and without DO NOT DUPLICATE. Specify plain bow keys for applications when keys must be stamped with additional information such as special die stamps, serial numbering, etc.

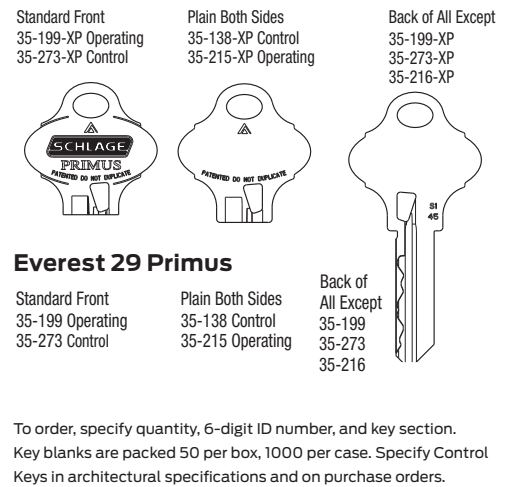
Everest 29 full size key blanks

Numbers shown are for key blanks. For cut keys, change “35” prefix to “48” for change keys and “49” for master keys. Suffix key section, e.g. 35-270 S123. See facing page for available key sections.

Standard



Everest 29 Primus XP



Everest 29 conventional keys are available with and without DO NOT DUPLICATE. Specify plain bow keys for applications when keys must be stamped with additional information such as special die stamps, serial numbering, etc.

Key blanks

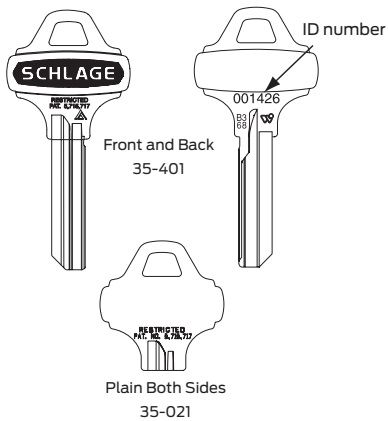
SFIC key blanks

For cut keys, change “35” prefix to “48” for change keys and “49” for master keys.
 Suffix key section, e.g. 35-009 R123. All keyways are restricted so they are not published.

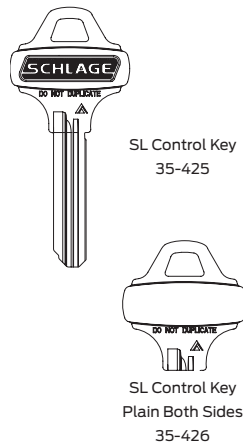
Everest B and Everest 29 R family end user restricted keyways are not stocked by locksmiths or other dealers. They are drop shipped directly to the end user and offer restricted protection without geographical exclusivity. All orders for these key blanks require a letter of authorization from the end user. Dedicated SFIC keyways are available to locksmiths and service-oriented contract hardware dealers, this keyway is controlled similar to Primus XP Levels 1+ and 7. See page 19 for details.

Everest B restricted key blanks

Standard

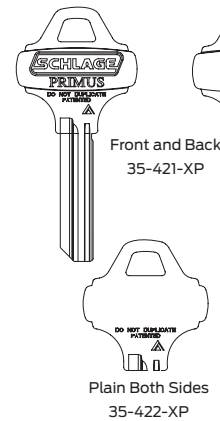


SL

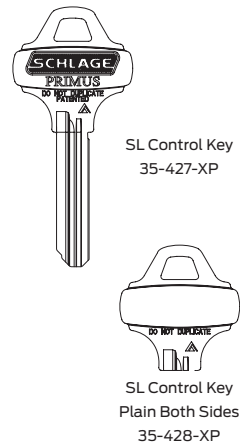


Everest B Primus XP key blanks

Standard

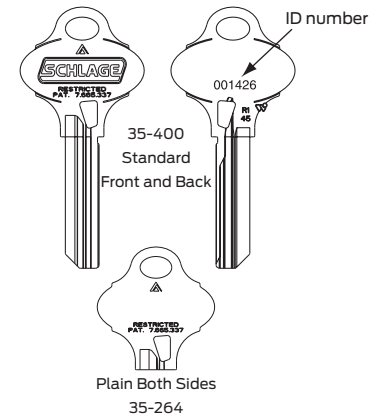


SL

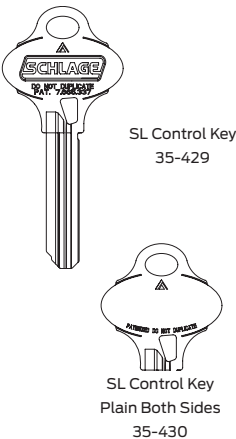


Everest 29 R patented, restricted key blanks

Standard

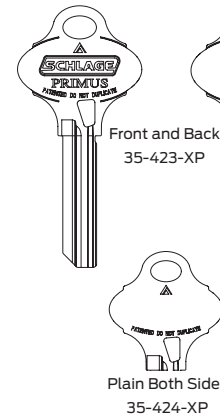


SL

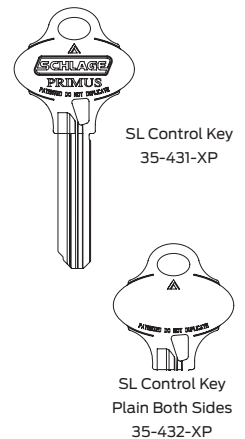


Everest 29 R Primus XP key blanks

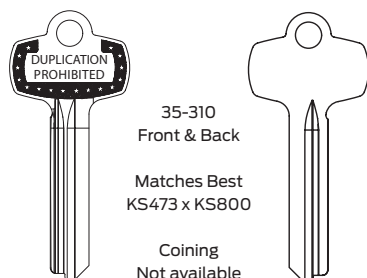
Standard



SL



Best® type key blanks



35-310
 Front & Back
 Matches Best
 KS473 x KS800
 Coining
 Not available



Available in the ten most popular Best key sections. Suffix key section plus “B” to number when ordering, (example 35-310 AB).

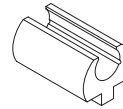
Cylinder service equipment and tools



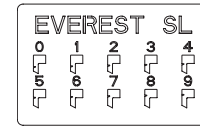
40-119



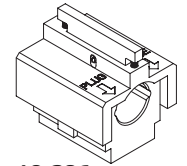
40-070



40-066



40-245



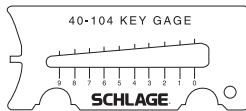
40-296

Pin kits

- 40-119 **For full size conventional cylinders**
Contains bottom, top and master pins, springs, cap pins, cap pin springs, caps, follower, tweezers, key gauge, shims, cap removal tool.
- 40-070 **Primus XP finger pin kit**
Contains finger pins, sidebars, springs and plug holder.
- 40-129 **SFIC wooden pin kit for A2 System**
Contains all pins and springs, key gauge, tweezers.
- 40-247 **Everest 29 SL A2 pin kit**
Contains all L pins, springs, tweezers, pin gauge and locking sidebars

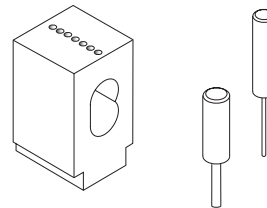
Full size cylinder tools

- 40-066 Primus plug holder
- 40-293 SL, Primus XP and SL Primus XP plug holder
- 40-116 Shell loading tool
- M204-200 Pin tweezers
- M540-056 Cylinder cap removal tool
- M504-548 Modular follower bar
- 40-296 SL Plug holder and crimp tool
- 40-245 SL pin gauge



Key gauge

- 40-104 Full size keys
- 40-128 A2 System SFIC keys



Small format IC tools (included in 40-129 kit)

- 40-137 Capping block
- 40-136 Ejector tool
- 40-138 Capping tool



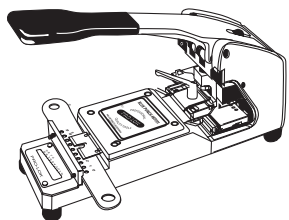
Modular cylinder service kit

- 40-223 **Full kit with parts and travel box**
Includes cylinder front housings, back housings, key cams, and cam screws

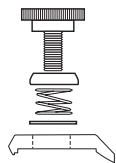
Notes:

1. Available 606 or 626 finish.
2. Specify keyway to distinguish between Everest 29 and Classic.
Example: C or CP (Classic) vs. S123 (Everest 29). Available in all full size keyways.
3. Cylinders are only available 0-bittd.
4. Not available for hotel function cylinders with occupancy indicator.
5. Primus XP key blanks must be ordered separately. Conventional cylinders include two key blanks.

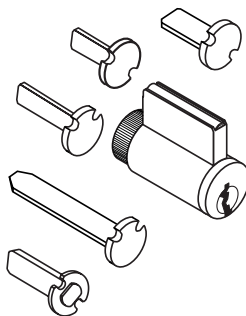
Equipment



40-075



40-074



Blue punch key machine

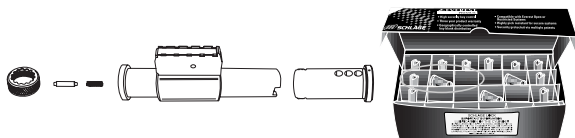
40-071	Everest B Family small format IC keys and Everest 29 R Family small format IC keys only
40-075	Classic Obverse, Everest C, and Everest 29 S Family keys only (Conventional and Primus XP)
40-099	Key biting punch for Everest D Family and Everest 29 T Family
40-074	Upgrade jaw kit adds Everest C Family and Everest 29 S Family capability Blue Punch machines with serial numbers below 990358, made before July 1999

Multiple tailpiece cylinders

Reduce cylinder inventory by stocking these cylinders packed with tailpieces to fit these locks:

- A Series (all designs)
- AL Series
- D Series knobs
- D Series levers
- H Series knobs (all designs)
- ND Series levers

40-100	Conventional
40-700	Primus XP
40-500	Primus XP UL
91-200	Everest 29 SL
91-700	Primus XP Everest 29 SL



Bulk pack cylinder kit

Bulk packs are 10-packs that contain the components you need to quickly build 10 cylinders. All shells are pre-loaded with top pins and springs.

Application	Classic conventional	Everest 29 conventional	Everest 29 SL	Primus XP	Primus XP Everest 29 SL
Key-in-knob/lever	09-409	09-751	91-451	09-764	91-551
Mortise(specify length)	09-412	09-754	91-452	09-767	91-552
Rim	09-410	09-752	91-453	09-765	91-553
Full size interchangeable core	09-411	09-753	91-454	09-766	91-554

Notes:

1. Specify keyway and finish.
2. Keys and tailpieces/cams must be ordered separately.

Cylinder and Primus selling tools

Primus XP I.D. cards

Primus XP I.D. cards are used as authorization credentials for Primus XP Level 1, 1+, 2, 7 and 8 keys. Cards have a signature panel on the back and are issued by the servicing locksmith or dealer who directly supports the system owner. The owner must present the I.D. card to obtain duplicate keys or additions to his system. The signature will be validated by the dealer.

Primus XP Cards

Level	Number
1	40-061-XP
1 +	40-065-XP
2	40-062-XP
7 & 8	40-060-XP



Classic Primus XP Level 1



Everest 29 Primus XP



Modular cylinder sales kit
Part # 40-224

Ordering

Order authorizations


Electronic validation

The mycredentials.allegion.com website allows users to easily manage all order authorizations for restricted key systems. It eliminates paperwork by providing a secure communication portal for generating restricted product authorizations. You can create electronic face sheets, review order authorization history, and manage who can generate restricted product authorizations.

Fax or mail in method

An alternate means of providing authorization can be done on company letterhead for end users. The sample below illustrates the information needed when using this method.

FORMS & EXAMPLES • Sample Letter of Authorization For All Restricted Key Products



DISTRICT 10

End User Letterhead - REQUIRED

District 10 Schools
555 Main Street
End User City, State 55555
(555) 555-5555

May 1, 2003 ← **Date - REQUIRED**

To: Schlage Dealer
100 East Avenue
Dealer City, State 11111 } **Dealer Name - RECOMMENDED**

Include Registry Number & Facility Code (stamped on keys) for existing key systems

RE: District 10, Jones Elementary School ← **Facility Name - REQUIRED**

Please consider this authorization to ship product for the above-referenced project.


Jones Elementary School is to be keyed using a new Everest 29 T Restricted Key System. For security reasons, we would like to have all keys for this facility shipped to a location other than the job site. Master keyed products, however, can be shipped directly to the site. This letter authorizes Schlage to ship our restricted products to the following addresses:

Master Keyed Products, Construction Keys, Locks Less
Cylinders, and Locks with Construction Cores
Attn: Building Project Manager
District 10 Schools
555 Main Street
End User City, State 55555

Master Keys, Change Keys, Control Keys, and Key Blanks
Attn: Locksmith
District 10 Lockshop
1201 Fifth Avenue
End User City, State 55555

Authorized Ship-To Addresses - REQUIRED

These two addresses above serve as our only authorized shipment addresses for all orders placed for our facility. We understand that this letter will be kept on file and referenced for our future orders and that a new letter is only required to add, remove, or change authorized shipping locations.

Sincerely,
 } **End User Representative Signature - REQUIRED**

End User Representative
Facilities Manager

Letter may be mailed or faxed to Schlage
Schlage Restricted Order Processing
3899 Hancock Expressway
Colorado Springs, CO 80911

Specifications

Standard conventional keying

Everest 29

Everest 29 products are available to commercial customers. When no other keyway is specified on a commercial customer's order, Schlage supplies Everest 29 keyways in a S123 keyway for stock products and in a S145 keyway for master keyed products. All Everest 29 conventional cylinders have six standard pins and a check pin. Legacy Everest keyways are available, but must be specified at the time of ordering.

Classic

Classic products are supplied upon request to commercial customers and are the standard keyway for residential customers. C keyway is the default for stock products and E keyway is supplied for master keyed products.

Primus XP

Primus XP products are available to qualifying commercial customers. All Primus XP cylinders have six standard pins and five finger pins.

Keys

Classic cylinders are supplied with two 5-pin keys unless otherwise specified. All Everest 29 and Primus XP pinned cylinders are supplied with two 6-pin keys, except certain stocking levels of Primus XP which are supplied less key blanks (LKB) for security reasons.

Keying options

Keying options include master keying, grand master keying and construction keying. Construction master keying is not available for Primus XP cylinders; however, construction cores can be furnished if the job is interchangeable core.

Warranty

Three year limited mechanical warranty and one year limited electromechanical warranty. Everest 29 Primus, Everest 29 Primus XP, Everest Primus. Everest 29 Primus limited lifetime key breakage warranty. Portable security limited lifetime warranty.

Software

All Schlage cylinders and keys can be used in conjunction with SITEMASTER 200® key control management software for highly effective key control.

Certifications

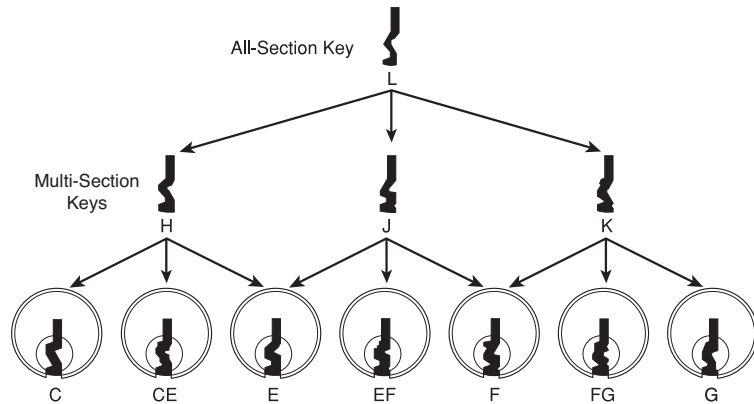
UL / cUL

20-5XX Series Primus cylinders are UL 437 Listed locking cylinders.

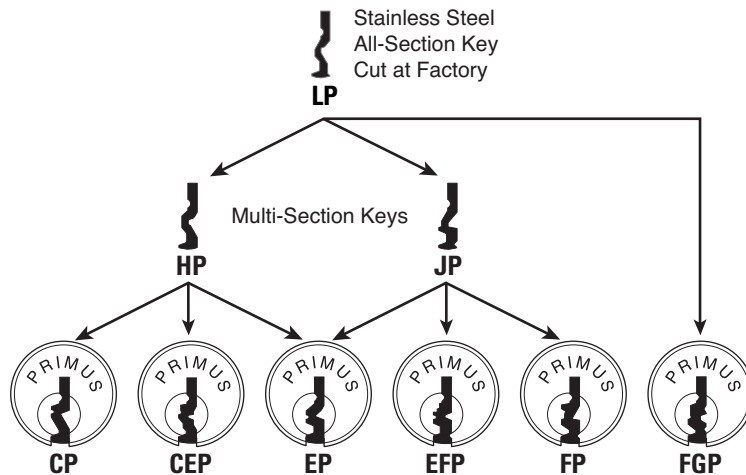
Keyway diagrams

The classic keyway family

Obverse keyways for classic conventional cylinders



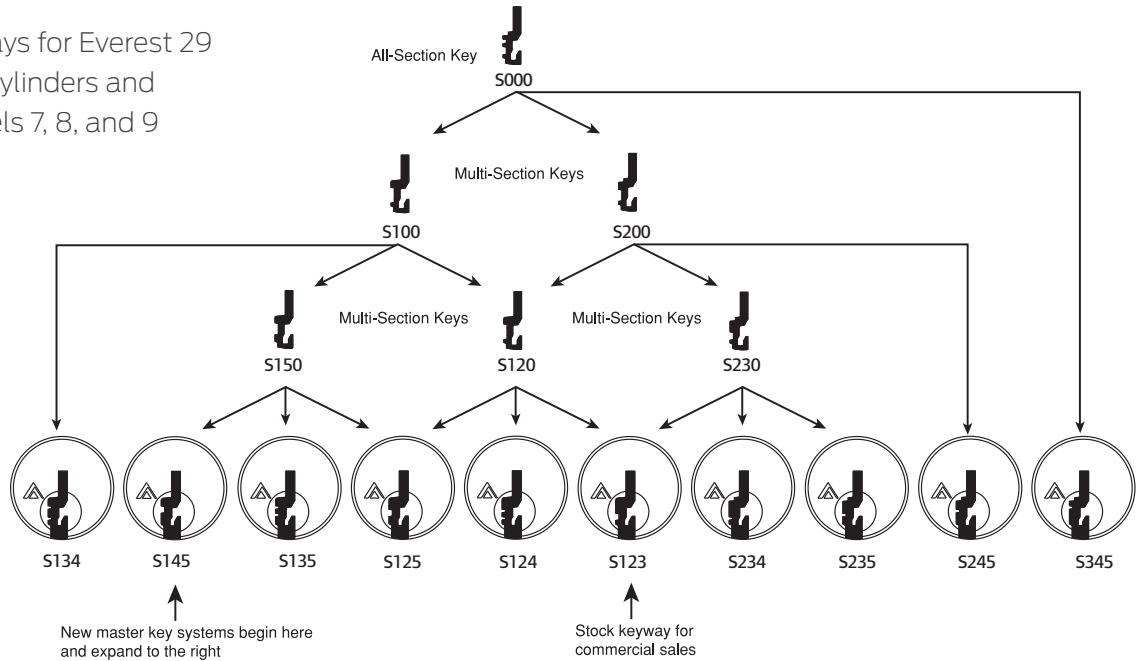
Obverse keyways for Classic Primus XP cylinders levels 1 through 4



Keyway diagrams

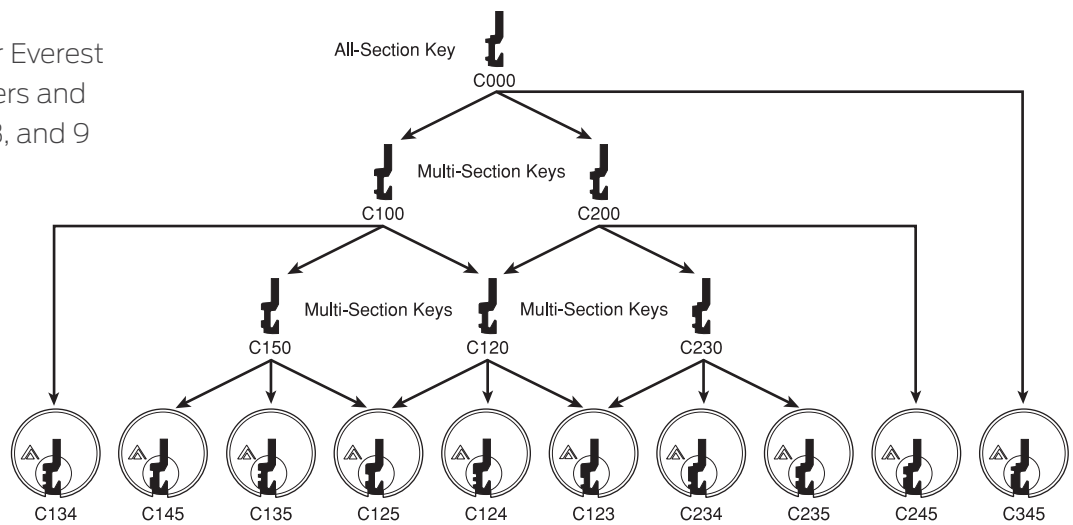
Everest 29 S keyway family

S family keyways for Everest 29 conventional cylinders and Primus XP levels 7, 8, and 9



Everest keyways

C family keyways for Everest conventional cylinders and Primus XP levels 7, 8, and 9



Useful definitions

Bitting - the numbers which represent the cuts of a key; the actual cuts or combination of a key.

Blade - the part of a key that may contain the cuts and the millings.

Body – the part of the cylinder that surrounds the plug, usually containing tumbler chambers corresponding to those in the plug.

Bottom pin - a cylindrical shaped tumbler with a conical point at the end that comes in direct contact with a key.

Bow - the portion of the key that serves as the grip or handle.

Cam - a lock or cylinder component that transfers the rotational motion of a key or cylinder plug to the bolt that works the lock.

Capping block - a fixture used to aid installation of caps on small format interchangeable cores.

Change key - a key that operates one cylinder or a group of keyed alike cylinders in a key system.

Construction cores - temporary cores for use during the construction phase of a building that can later be easily removed and replaced with permanent cores.

Control key - a special key used for the removal and replacement of an interchangeable core.

Ejector pin - a tool used to drive all the elements of a pin chamber out of small format interchangeable cores.

High security cylinder - a cylinder that offers a greater degree of resistance to picking, bumping, impressioning, key duplication, drilling or other forms of forcible entry. The keys also are controlled so only authorized people can make duplicates.

Housing - that part of a locking device designed to enclose the core.

Interchangeable core - a cylinder designed to be removed and/or installed with only a special key called a control key; no tools or removal of the lock required to change the core.

Key blank - an uncut key manufactured to allow its entry into the keyway of a specific cylinder.

Master key - a key that operates all master keyed locks or cylinders in a key system or a part thereof.

Master pin - a cylindrical shaped tumbler, flat or crowned on both ends, used between the bottom and top pins to create additional shear lines.

Pin tumbler - usually a cylindrical shaped tumbler; three types are used: bottom pin, master pin, and top pin.

Plug - the part of the cylinder which contains the keyway, with tumbler chambers usually corresponding to those in the cylinder shell.

Plug follower - a tool used to remove the plug while retaining the top pins and springs, and possibly other components in the shell.

Rim cylinder - a cylinder with a tailpiece to actuate the lock mechanism typically used with surface applied locks and attached to the lock or door with a mounting plate and machine screws.

Shim - a thin piece of curved stainless steel used to unlock the cylinder plug from the body by separating the pin tumblers at the shear line.

Sidebar - the secondary locking device operated with a patented side bit milling design such as found in the Primus XP cylinder mechanism.

Tailpiece – an actuator attached to the rear of a cylinder, parallel to the plug, used on rim, key-in-knob or other special cylinders.

Top pin – a cylindrical shaped tumbler, flat or crowned on both ends, that is installed in direct contact with the tumbler spring.

Tumbler - a movable obstruction of varying length in a cylinder that makes direct contact with a key or another tumbler and prevents an incorrect key from operating the lock or cylinder.

About Allegion

Allegion (NYSE: ALLE) is a global pioneer in safety and security, with leading brands like CISA®, Interflex®, LCN®, Schlage®, SimonsVoss® and Von Duprin®. Focusing on security around the door and adjacent areas, Allegion produces a range of solutions for homes, businesses, schools and other institutions. Allegion is a \$2 billion company, with products sold in almost 130 countries.

For more, visit www.allegion.com

KRYPTONITE ■ LCN ■  ■ STEELCRAFT ■ VON DUPRIN